

VENTURE NORTH

Preliminary Program



April 23-25, 2026

SAINT PAUL RIVERCENTRE

★
EDUCATION
★ EXHIBITS ★
NETWORKING
★

143rd ANNUAL SCIENTIFIC SESSION

Advance registration
for MDA Members and
their teams opens
January 5, 2026

General registration opens
January 20, 2026

Early bird deadline
March 6, 2026

Star of the North Meeting
MINNESOTA DENTAL ASSOCIATION



MINNESOTA
DENTAL
ASSOCIATION®

star.mndental.org

JOIN US

Welcome to the 143rd Star of the North Meeting – 2026!



Teresa Fong, D.D.S.
Chair, 2026 Scientific
Session Committee

It is truly an honor to chair this year's Minnesota Dental Association Scientific Session Committee. I extend a warm welcome and an invitation for you to join your colleagues at the 2026 Star of the North Meeting this April.

The Star of the North offers an exciting educational journey at the Saint Paul RiverCentre, where you'll enjoy a majestic waterfront view of the Mighty Mississippi River. Inside the RiverCentre you will be surrounded by some great continuing education, an interactive Exhibit Hall to entice all the senses, and a chance to meet new friends and connect with current colleagues. Please peruse this Preliminary Program to find topics and speakers that are sure to increase your knowledge, which in turn will allow you to bring exceptional care to the patients you are fortunate to serve.

We are pleased to bring back some of our most well-received speakers from past years, whether you haven't had the opportunity to learn from them yet, or would jump at the chance to see them again! The Scientific Session Committee utilizes your feedback from past Star of the North Meetings and scouts around the Northern Hemisphere to also bring you plenty of new speakers and innovative topics. We are pleased to bring you two and half days of the highest possible quality continuing education. Each day will offer topics, lectures, and workshops for every member of your dental team.

The Exhibit Hall will be open Thursday and Friday. Make sure to visit all the exhibitors as well as the Emerging Speakers Program, located in the lower level of the RiverCentre—a great place to pick up some free CE credit on both days. Be sure to attend the Buyer's Happy Hour on Thursday evening and the Midday Social on Friday afternoon.

And what is learning without some fun? Please make plans to attend the BIG Party at the Science Museum of Minnesota on Friday after the Exhibit Hall closes. Look for the dinosaurs! They will be leading the way to a fabulous evening.

We look forward to welcoming you to the 2026 MDA Star of the North meeting as we Venture North to explore, learn, and connect April 23–25, 2026.

You're invited! Hope to see you there!

Dr. Teresa Fong, D.D.S.
Chair, 2026 Scientific Session Committee



SCHEDULE OF EVENTS

All events will take place at the Saint Paul RiverCentre unless otherwise noted.

THURSDAY, APRIL 23

7:00 am–6:00 pm	Registration Open
8:00 am–4:30 pm	Continuing Education Programs
10:00 am–6:00 pm	Exhibit Hall Open
10:30 am–4:30 pm	Emerging Speakers Program
4:30 pm–6:00 pm	Buyer's Happy Hour — <i>A Time to Sip, Shop, and Save</i>

FRIDAY, APRIL 24

7:30 am–5:00 pm	Registration Open
8:00 am–5:00 pm	Continuing Education Programs
9:00 am–4:30 pm	Exhibit Hall Open
9:30 am–4:30 pm	Emerging Speakers Program
11:30 am–1:30 pm	Exhibit Hall Social Hour
5:00 pm–7:00 pm	The BIG Party! at the Science Museum of Minnesota

SATURDAY, APRIL 25

7:00 am–9:30 am	Registration Open
7:30 am–12:00 pm	Continuing Education Programs

TABLE OF CONTENTS

App (iPhone and Android)	14	REGISTRATION	
The BIG Party	16	Registration Deadlines	5
Buyer's Happy Hour	11	Registration Fees	5
CE Verification	9	Registration Information	56
Classifieds	32	What's Included	5
Contact Information	58	Registration Policies	57–58
Continuing Education	8–9	Schedule of Events	3
Emerging Speakers Program	14	SCIENTIFIC PROGRAMS	
Exhibit Hall Information	12–15	Thursday	17–28
Exhibit Hall Social Hour	36	Friday	29–42
Exhibitor List	13	Saturday	43–47
Future Meeting Dates	59	Scientific Session Committee . . .	3
Hotel Information	6	Speaker Index	9
Important Dates	5	Sponsors	59
North Star		Topics by Day	10
Fundamental Series	42	Visit Saint Paul	7
Prize Drawings	15	WDA Breakfast	36

SCIENTIFIC SESSION COMMITTEE 2025-2026

Teresa Fong, D.D.S., Chair
Golden Valley

Francesca Catibog, D.D.S.
Eden Prairie

Kimberly Harms, D.D.S.
Bloomington

Woody Kwon, D.D.S.
Minneapolis

Marly Przybilla
Dental Student, Minneapolis

Mary Shipp, D.M.D.
Wyoming

Sydney Twogood
Dental Student, Minneapolis



Look for committee members next to these signs for some helpful assistance!

Venture North to Minnesota!



For 143 years, Star of the North has been providing innovative education, a platform to learn more about the best products and services in dentistry, as well as a forum to connect with industry peers. Build foundational skills, hone advanced techniques, and learn something new! Our program will have content for your whole team. We look forward to seeing you there.

**ADVANCE REGISTRATION FOR MDA MEMBERS AND
THEIR TEAMS OPENS JANUARY 5, 2026!**

GENERAL REGISTRATION OPENS JANUARY 20, 2026

REGISTER BY MARCH 6 FOR THE BEST PRICES!

REGISTER ONLINE AT [STAR.MNDENTAL.ORG](https://star.mndental.org)



starofthenorthmtg



@starofthenorth5



starofthenorth_mda



star-of-the-north-dental-meeting

WHAT COMES WITH MY REGISTRATION?

EDUCATION	Access to 80+ Continuing Education Sessions* Free CE at Emerging Speakers Program in Exhibit Hall
EXHIBITS	Visit the Exhibit Hall and Earn 3 Elective Credits
NETWORKING	Buyer's Happy Hour in Exhibit Hall on Thursday <i>and</i> Midday Social in Exhibit Hall on Friday The BIG Party!*

**additional fees apply*

Your 2025 MDA dues must be paid before you can attend the meeting at the member rate.

DENTIST REGISTRATION FEES AND CODES

CODE	CATEGORY	FEE
E	MDA Member	No Charge
A	ADA Member (out of state)	\$100
B	ADA Life Member (out of state)	\$40
AW	WDA Member	\$50
G	Foreign Dental Association Member	\$100
H	ADA/MDA Non-member	\$200*
I	MDA Affiliate Member	No Charge
N	MDA Post Graduate Member	No Charge
O	Post Graduate Non-Member	\$100*
P	MDA Student Dentist Member	No Charge
Q	Student Dentist Non-Member	\$100*

STAFF REGISTRATION FEES AND CODES

CODE	CATEGORY	FEE
C	Dental Assistant	\$40
D	Dental Administrative Personnel	\$40
J	Dental Hygienist	\$40
T	Dental Therapist	\$40
K	Dental Lab Technician	\$40
M	Nurse	\$40
W	Dental Educator (non-dentist)	\$40
R	Student (assistant, hygiene, therapist or technician)	No Charge
L	Guest/Family of Dentist	\$40
1	Child (children under age 18)	No Charge

**Non-member registration fees may be applied toward MDA dues any time during 2026*

IMPORTANT DATES TO REMEMBER

MARCH 6, 2026

EARLY BIRD DEADLINE

Conference registration fees, as well as program fees, will increase after this date. Look for Early Bird tuition rates (EB) in the program. After this date you may still register online, and in-person onsite registration will be available, but fees may apply.
*A \$20-\$50 registration fee will be applied to non-member registrations.

MARCH 31, 2026

HOTEL ROOM DEADLINE

Reserve your room at star.mndental.org. Reservations received *after* this date may not be eligible for discounted rates.

APRIL 11, 2026

CANCELLATION DEADLINE

All cancellations are subject to a \$15 per person cancellation fee. Cancellations must be submitted in writing to Eleventh & Gather by the deadline. If tickets and name badges have been mailed, they must be returned to Eleventh & Gather before a refund will be processed. The Scientific Session Committee will review cancellation requests received after the deadline. See page 58 for additional information.

HOTEL ACCOMMODATIONS

GENERAL INFO

Eleventh & Gather is the Star of the North Meeting's official hotel service company. Discounted room rates have been secured at several area hotels. These rates are only available by booking through the Star of the North Meeting room block. *Third-party websites may not refund your reservation deposit regardless of the situation.*

Make reservations via a dedicated online housing site or the toll-free line. Agents are available to assist you with all the special requests, room blocks, and suite requests.

Housing will open on January 5, 2026. The housing office will be open Monday thru Friday, 8:00 am–4:00 pm (CST). The deadline to make a reservation is March 31, 2026.
After April 3, Eleventh & Gather may continue to assist you with new reservation requests, changes, and any special needs you may have.

Online: star.mndental.org
Phone: (678) 341-3000

Email for questions: mda@prereg.net
Confirmation: Confirmation will be sent directly from Eleventh & Gather (*check your spam/junk folder and approve emails from this sender*)

Map No.	Hotel	Single/ Double Rate
1	Saint Paul Hotel (Headquarters Hotel) 350 Market Street	\$210
2	InterContinental Hotel 11 East Kellogg Boulevard	\$184
3	Holiday Inn Saint Paul Downtown 175 W. 7 th Street	\$179
4	Hampton Inn 200 W. 7 th Street	\$156–\$171
5	DoubleTree by Hilton 411 Minnesota Street	\$175
6	Courtyard Saint Paul Downtown 150 Smith Ave N	\$179

PARKING TIPS

For convenient parking, use the RiverCentre Parking Ramp, which is located across the street from the RiverCentre on Kellogg Boulevard. On Thursday and Friday, the RiverCentre Parking Ramp will fill up quickly. We recommend that you plan an early arrival or an alternate parking option on these days to avoid traffic and parking delays.



Work Meets Wow

LOCAL LOVER VIP PASSPORT

Explore some of Saint Paul's best attractions, restaurants, and shops—and save money while you're doing it!

Download your pass to access special offers and discounts to some of our local hotspots.



Visit Saint Paul is a fun, friendly, and knowledgeable concierge that works to create a seamless and memorable travel experience for visitors. We connect you with thrilling adventures and unique cultural experiences that showcase Saint Paul's vibrant identity as a premier destination.



enjoy
SHOPS & RESTAURANTS



explore
MISSISSIPPI RIVER



discover
PARKS & MUSEUMS



experience
HISTORY & MYSTERY

CONTINUING EDUCATION (CE)

EARN OVER

20 HOURS OF CE

AT STAR OF THE NORTH!

BOARD OF DENTISTRY REQUIREMENT PER BIENNIAL CYCLE

CATEGORY	FUNDAMENTAL	ELECTIVE	TOTAL
DDS / DT	Minimum 30 hours	Maximum of 20 hours	50 hours
DH / LDA	Minimum 15 hours	Maximum of 10 hours	25 hours
DDS / DT / DH / LDA	Current CPR certification through a course equivalent to the American Heart Association healthcare provider course or the American Red Cross professional rescuer course		
DDS / DT / DH / LDA	Infection control course		

Visit the Minnesota Board of Dentistry website for full information: <https://mn.gov/boards/dentistry> (click on Professional Development)

CONTINUING EDUCATION CREDITS

Minnesota dentists, hygienists, dental therapists, and registered dental assistants will earn three (3) elective CE credits for attending the Minnesota Dental Association's multi-day Star of the North Meeting. Many refer to these credits as those earned for "walking the show floor." Those who attend educational sessions may also earn Fundamental or Elective credit as indicated in the course program descriptions.

HOW CREDITS ARE DETERMINED

Our speakers determine the length of their presentations, and they review their materials against Minnesota's professional development requirements. Each speaker determines if their materials match the Fundamental or Elective categories as defined by the Minnesota Board of Dentistry.

NOTE: Fundamental courses are determined to be courses that are directly related to dentistry and/or have content with recordkeeping, ethics, patient communication, management of medical emergencies, HIPAA, and diagnosis and treatment planning. Core subjects are no longer mandatory. Please see the Minnesota Board of Dentistry website for updates on CE requirements.



NEED TO PRINT YOUR CE TRANSCRIPT?

CE Verification will be located in Kellogg Lobby. You will need your course completion codes and name badge or CE scan card. Or, avoid the lines and verify your CE via the Meeting App or at the CE Express Kiosk.



Sponsored by **WINTHROP & WEINSTINE**

CONTINUING EDUCATION (CE)

TIPS FOR RECEIVING YOUR CE

The Star of the North CE Verification system helps you to keep track of your professional development/CE activities at the meeting. Please take note of the following helpful hints to make the process as easy and effortless as possible:

- **License numbers matter** — When you register, include the individual state license number of ALL licensed attendees to ensure CE credits are granted for each person.
- **Write down the completion code** — Codes are announced at the conclusion of every CE-eligible session. Partial credit cannot be granted and if you leave before the code is announced, you will forfeit any CE credits.
- **Verify your CE after attending class** — Attendees can verify credits onsite at a CE Verification area, through the meeting app, or online for up to six months after the meeting. Once all codes are entered, a transcript can be printed. For your convenience, you can wait until you have attended all of your courses to verify them.
- **Print and file your transcript** — According to Minnesota Board of Dentistry rules, it is the responsibility of the individual dental professional to preserve a record of their CE activities.
- **ADA CE Track users** — We will upload verified Star of the North attendance information on June 1. Be sure to verify your CE by then to make sure your attendance date is included.

NON-ENDORSEMENT

The Star of the North Meeting is an official activity of the Minnesota Dental Association. Speakers are selected based on their expertise and quality of presentation. Participation of speakers at the Star of the North Meeting neither implies nor reflects endorsement by the Minnesota Dental Association. All seminars are offered as information only and not as financial, accounting, legal, or other professional advice. Persons attending seminars or reviewing handout materials need to consult their own professional advisors for advice. Examples used in programs should not be applied directly to any particular dental office.

**The Minnesota Dental Association is
an ADA CERP Recognized Provider.**

ADA CERP® | Continuing Education
Recognition Program

ADA CERP is a service of the American Dental Association to assist dental professionals in identifying quality providers of continuing dental education. ADA CERP does not approve or endorse individual courses or instructors, nor does it imply acceptance of credit hours by boards of dentistry.

SPEAKER INDEX

Apollonia
Professional Development 28, 41
Dr. Homer Asadi 18
Hillary Becchetti 31
Dr. Timothy Bizga 18, 30
Dr. Anthony Cardoza 19, 31, 43
Bruce Christopher 31
Dr. Carla Cohn 32, 43
Dr. Renie Daniel 19
Karen Daw 19, 32
Nancy Dewhirst 20, 33
Dr. Gary DeWood 20
Dr. Mark Donaldson 33, 42, 44

Dilaine Gloege 21, 34
Marissa Gora 39, 46
Casey Hein 21, 34
Dr. Timothy Hempton 22, 35
Tija Hunter 22, 35, 42
Janice Hurley 23, 36
Dr. Deepak Kademani 36
Dr. Hagen Klieb 37
Dr. Timothy Kosinski 37, 44
Joy Lantz 23
Dr. Bryan Laskin 24
Dr. Arpit Nirakhiwale 24
Dr. Uche Odiatu 25, 38

Yvonne Palo 45
Dr. Sharon Parsons 25
Dr. Seena Patel 39, 45
Dr. Gregory Psaltis 26
Amber Riley 26
Dr. Jamison Spencer 27
Dr. Maram Taema 46
Dr. Sherece Thompson 39, 46
Dr. Andrea Tsatalis 40, 47
Ryan Vet 28
Tami Wanless 40, 47
Dr. Lauren Wilson 41
Dr. Kacie Woodis 42

TOPICS BY DAY

TOPIC	Thursday	Friday	Saturday (AM only)
Anatomy	Asadi, Full Day Workshop		
Billing/Insurance/Coding	Gloege, AM and PM	Gloege, AM	
Chemical Dependency	Parsons, AM		
Cleft and Craniofacial Disorders	Daniel, AM		
Cosmetic and Esthetic Dentistry		Wilson, Lecture AM and Workshop PM	
Dental Assisting	Bizga, Lecture AM and Workshop PM Hunter, PM	Bizga, Lecture AM and Workshop PM Hunter, PM	
Dental Hygiene	Dewhirst, AM Workshop	Hempton, AM Wanless, PM	Wanless
Dental Materials	Bizga, AM Dewhirst, AM Workshop	Bizga, AM	
Endodontics		Tsatalis, AM and PM	Tsatalis, Workshop
Ergonomics		Dewhirst, AM Odiatu, PM	
Ethics		North Star Fundamental Series, AM	
Forensic Dentistry		Cardoza, PM	Cardoza
Health and Wellness	Hein, AM and PM Palo, AM	Odiatu, PM	
Human Trafficking and Abuse	Riley, PM		
Imaging and Photography	Nirkhiwale, PM Workshop	Thompson and Gora, PM Workshop	Thompson and Gora, Workshop
Implants	Hunter, AM Workshop	Kosinski, AM and PM	Kosinski, Workshop Wanless
Infection Control/OSHA	Daw, PM	Daw, AM Dewhirst, PM	
Laser Dentistry	Cardoza, PM	Cardoza, AM Workshop	
Marketing	Hurley, PM		
Medical Emergencies	CPR, PM	CPR, PM North Star Fundamental Series, AM	
Occlusion	Dewood, AM		Lantz
Oral Medicine/Oral Pathology	Dewhirst, PM	Klieb, Full Day Patel, PM	Patel
Oral Surgery		Kademani, Full Day Workshop	Kosinski, Workshop
Oral-Systemic Health	Odiatu, PM	Odiatu, AM Hein, AM and PM	
Pain Management	Parsons, AM	Donaldson, PM	Donaldson
Patient Communication	Hurley, AM; Vet, PM		
Pediatric Dentistry	Daniel, AM Psaltis, AM and PM	Cohn, Full Day Workshop	Cohn
Periodontics	Hempton, AM Lecture and PM Workshop	Hempton, PM	
Pharmacology			Donaldson
Practice Management	Hurley, AM and PM Laskin, AM and PM Riley, AM; Vet, AM	Hurley, AM	
Prosthodontics	Nirkhiwale, AM		
Recordkeeping		North Star Fundamental Series, AM Hunter, PM	
Restorative Dentistry	Bizga, PM Workshop Dewood, PM	Bizga, PM Workshop	
Risk Management	Riley, AM		
Sleep Medicine	Spencer, PM		Taema
Team Building	Vet, AM	Becchetti/Christopher, Full Day	
Technology	Laskin, AM and PM		
TMJ/TMD/MPD	Spencer, AM	Patel, AM	Patel

BUYER'S HAPPY HOUR



This event is
sponsored in part by
FUSION 

THURSDAY, APRIL 23, 4:30 PM-6:00 PM
FREE FOR ALL ATTENDEES · IN THE EXHIBIT HALL

Join us for our Buyer's Happy Hour—A Time to Sip, Shop & Save! Ninety minutes dedicated to visiting with our exhibitors and learning more about the dental products and services available for your practice. This event will be open to ALL attendees and includes complimentary beer/wine from 4:30 pm to 6:00 pm. Check out the meeting app for special alerts as well as promotions and discounts that participating exhibitors are offering.

This is a perfect opportunity to have those in-depth discussions about products and services in a relaxed atmosphere and place your orders onsite. Be sure to download the meeting app to receive show special alerts.

MDA and exhibitor-sponsored prize drawings will occur throughout the evening, and prize winners will be listed on a prize board located near the information booth. Attendees will be eligible to win multiple prizes, including VISA gift cards or a \$500 merchandise certificate to spend at the booth of your favorite exhibitor.

IN THE EXHIBIT HALL



DON'T WANDER! USE OUR INTERACTIVE FLOOR PLAN TO SAVE TIME!

Take a few minutes before you hit the floor to make a plan. Map out companies you'd like to visit, or products and services you need. Visit our interactive Exhibit Hall floor plan on the Meeting App (sponsored by Park Dental) to organize your time and make the most of your Exhibit Hall experience.

MDA ENDORSED PRODUCTS AND SERVICES

Companies endorsed by the Minnesota Dental Association are located throughout the Exhibit Hall. Look for the "MDA Endorsed Company" floor sticker or this ✓ symbol before their listing in the program booklet.



EXHIBIT HALL SCHEDULE

Thursday, April 23

10:00 am–6:00 pm

4:30 pm–6:00 pm

Exhibit Hall Open

Buyer's Happy Hour

Friday, April 24

9:00 am–4:30 pm

11:30 am–1:30 pm

Exhibit Hall Open






Social Hour



EXHIBITORS

Air Techniques
Align Technology, Inc.
Apollonia Professional Development
Apple Tree Dental
ArtCraft Dental, Inc.
Asiga
Baker Tilly
Bank of America Practice Solutions ✓
Benco Dental
Best Card ✓
Bioclear Matrix Systems
BioGaia
BioHorizons
Bisco Dental Products
BQ Ergonomics
Brasseler USA
CAO Group
Carestream Dental
Children's Surgery Centers
Clear Lakes Dental
Colgate
Community Dental Care
Confident Dental Lab
Core Scientific
Creative Planning Business Services
Crest + Oral-B
Dandy
DCI Edge
DCT DENTAL CLINICS
DDSmatch.com
D Delta Dental of Minnesota
Dental Consulting Company
Dental Experts, LLC
Dental Recruiters
DentsplySirona
Designs for Vision, Inc.

EXHIBITOR KEY

-  Diamond Level Sponsor
-  Platinum Level Sponsor
-  Gold Level Sponsor
-  Silver Level Sponsor
-  Bronze Level Sponsor
- ✓ Endorsed Company

DEXIS
Directa USA
DNA HAIR TOOLS
Dr Jen Oral Care
Dr. Marketing Inc
Elevate Oral Care
Elite Anesthesia Associates
Enova Illumination
Erickson Technologies, Inc.
First Bank & Trust
Flaus Electric Flosser
Foundation Architects, The
P Fusion AE
D Gallagher ✓
Garfield Refining Company
Garrison Dental Solutions
Gateway Bank
P GC America
Gifford Financial
Glidewell Dental
D Harrison Dental Studio
Hawaiian Moon
D Henry Schein Dental
Henry Schein Dental Practice Transitions
Heritage Construction Companies, LLC.
Herzing University
Imagen Dental Partners
Indian Health Service
Karkela Construction, Inc.
Kettenbach
Kuraray America
Kwikly Dental Staffing
Larkin Hoffman
LumaDent, Inc.
Maguire Refining, Inc.
Metropolitan State University
Minnesota Academy of General Dentistry
Minnesota Dental Foundation
Minnesota Dental Hygienists' Association
Minnesota Head & Neck Cancer Foundation
Minnesota Mission of Mercy
Mission Outpost Dental Clinic
MSP Commercial
B Myofunctional Research Co

Nobel Biocare
NSK
Olsen Thielen CPAs
Open Byte
Orascope
Overjet
Panacea Financial
P Park Dental
Park Dental Partners
PDS Health
Pearl, Inc
P Philips Sonicare & Zoom Whitening
Pine Lake Dental Law & Transitions
Planmeca/KaVo
Premier Dental Laboratory
Q-Optics & Quality Aspirators
Renstrom Dental Studio, Inc.
RGP Dental, Inc.
Royal Dental Sales Group
Salivea By Laclede, Inc.
SEARHC SouthEast Alaska Regional Health Consortium
Septodont
Shea Practice Transitions, P.A.
Shofu Dental Corporation
Sjoquist Architects, Inc.
Snap On Optics
Solventum
Special Olympics Minnesota
SprintRay
Sunset Technologies
Supermouth
SurgiTel/General Scientific Corporation
P TDIC Insurance
TerWisscha Architecture and Construction
The Gideons International
True North Practice Transitions
Ultradent Products, Inc.
Ultralight Optics, Inc.
University of Minnesota School of Dentistry
Vatech America, Inc.
VOCO America, Inc.
Weave
S Winthrop & Weinstine, P.A.
XLDent

EDUCATION IN THE EXHIBIT HALL

EMERGING SPEAKERS PROGRAM

Thursday, April 23: 10:30 am–4:30 pm

Friday, April 24: 9:30 am–4:30 pm

Exhibit Hall CE Stage

The Emerging Speakers Program will feature a series of presentations by fresh speakers in the dental community. The program will give them a chance to hone their speaking skills while sharing their expertise. Presentations will qualify for CE credit!

All attendees are invited to attend the series! There is no need to pre-register, simply come to the CE Stage in the Exhibit Hall during presentation hours and listen. A CE Code will be given out at the end of each presentation for attendees to verify their attendance and claim CE.

A full schedule of the speakers and their presentations will be available on the conference website, mobile app and on signage at the CE Stage.



DOWNLOAD THE APP

Sponsored by **Park Dental**

Get out your smart phone or tablet and download our official meeting app! The app will be available through the App Store® and Google Play® at the beginning of April 2026. Just search for "Star of the North" or run an update if you've downloaded the app before.

You will have access to:

- Course Schedules and Room Numbers
- Course Handouts
- Speaker Photos/Bios
- CE Verification
- Exhibitor Listings
- Maps
- Show Specials
- Travel Information
- Social Media
- Special Alerts



JOIN US FOR THESE FUN FEATURES IN THE EXHIBIT HALL!

BUYER'S HAPPY HOUR – A TIME TO SIP, SHOP & SAVE

Thursday, April 23, 4:30 pm–6:00 pm

We invite all registered attendees to join us on Thursday evening for shopping in a relaxing, very social environment. This popular event provides our attendees with valuable face-to-face time with exhibitors to discuss their latest products and services with no distractions.

Prize drawings will be at the end of the evening, so stick around!

EXHIBIT HALL SOCIAL EVENTS

Friday, April 24, 11:30 am–1:30 pm

Participating exhibitors will have snacks and beverages in their booths. Plan your last-minute purchases. Prize drawings will be at 1:00 pm and 3:00 pm.

Sponsored in part by: **FUSION AE**

PICK UP YOUR CONFERENCE TOTE BAG

Need something to cart around all the “stuff” you collect during the conference? We’ve got you covered—attendees can pick up a complimentary tote bag on the registration and meeting levels of RiverCentre. **One bag per attendee. While supplies last.*

Sponsored in part by: **HDS**
HARRISON DENTAL STUDIO

SNAP A PHOTO & SHARE YOUR EXPERIENCE

Visit the Star of the North/MDA photo area in the rotunda. Snap a selfie or a pic of your entire office. Don’t forget to share and tag us on social media. **#starofthenorth2026**



360° PHOTO BOOTH

Thursday, April 23, 10:30 am–6:00 pm

Friday, April 24, 9:30 am–4:30 pm

Please stop by our 360 Photo Booth #438, bring two friends, and create a fun digital photo.



Sponsored by: **tdic** The Dentists Insurance Company

NEW! OXYGEN BAR – BOOTH 406

Thursday, April 23, 10:30 am–6:00 pm

Friday, April 24, 9:30 am–4:30 pm

Stop by Booth 406 to enjoy a refreshing experience at our new Oxygen Bar! Try a variety of invigorating aromas and take a moment to connect with the Gallagher sales representatives.

Sponsored by: **Gallagher**
Insurance | Risk Management | Consulting



EXHIBIT PASSPORT GAME

You can pick up your passport at the meeting and visit the listed exhibits to receive your passport stamp. When your passport is complete, fill out your contact information and drop it into the drawing bin for a chance to win a \$100 Visa gift card. The winners' names will be posted on the Prize Board located on the registration level near the info booth.

PRIZE DRAWINGS**

Thursday, April 23 and Friday, April 24

Dentists who attend the **Exhibit Hall Buyer's Happy Hour** on Thursday can win one of two \$500 VISA gift cards or even a \$500 merchandise voucher to be used on the Exhibit Floor this year. Scan the barcode sign in the Exhibit Hall lounge or near the Info Booth using the Star of the North Meeting app. Additional prizes donated by our sponsors and exhibitors will also be given during the Buyer's Happy Hour. Drawings will occur throughout the evening, and winners will be posted on the prize board. The earlier you enter, the greater the chance you'll win. Check back often to see if you're a winner!

All Attendees — Prize drawings will take place on Thursday and Friday in the Exhibit Hall. To be eligible to win various prizes, scan the code with the Star of the North Meeting app **each day** on the Exhibit Floor. Winners will be drawn periodically during the exhibit hall and posted on the Prize Board near the info booth.

PRIZE DRAWING RULES AND REGULATIONS

**** Only registered dental professionals are eligible to participate in Star of the North drawings.**

- Thursday Buyer's Happy Hour will take place between 4:30 pm and 5:30 pm.
- Friday drawings will take place between 1:00 pm and 3:00 pm.
- Winners will be posted on the prize board near the Info Booth.
- All drawings are voluntary.
- You must use the Star of the North Meeting app to scan the barcode (**each day**) located in the Exhibit Hall lounge or near the Info Booth.
- Only the winner with a valid picture ID may claim their prize.

THE BIG PARTY!

SPECIAL EVENTS

JOIN US
at the
**SCIENCE MUSEUM
OF MINNESOTA**

**Join us for the BIG Party at
the Science Museum!**
Explore the museum while you
enjoy drinks and light bites!

Friday, April 24
5:00 pm–7:00 pm

Tickets \$40



THURSDAY AT-A-GLANCE

PRICES GO UP
AFTER MAR. 6!

COURSE #	SPEAKER	PROGRAM TITLE	TIMES	DENTIST	STAFF
T2601	Asadi	It's Alive! The Anatomical Basis of Dentistry	9:00 a.m.–3:30 p.m.	\$1,290	NA (Dentist Only)
T2602	Bizga	Effective Assisting in the Modern Practice	8:00 a.m.–11:00 a.m.	\$45	\$35
T2603	Bizga	Get It, Got It, Glue It: A Workshop for Terrific Temporization	1:30 p.m.–4:30 p.m.	\$295	\$240
T2604	Cardoza	Twenty First Century Laser-Assisted Dentistry	1:00 p.m.–4:00 p.m.	\$45	\$35
T2605	Daniel	Care of the Cleft Patient: A Team Approach	9:15 a.m.–11:15 a.m.	\$35	\$25
T2606	Daw	Talking Dirty: An Informative and Enlightening Presentation Around OSHA and Infection Control	1:00 p.m.–4:00 p.m.	\$45	\$35
T2607	Dewhirst	Never A Dull Moment: Instrument Sharpening	8:00 a.m.–11:00 a.m.	\$220	\$180
T2608	Dewhirst	Lesions and Lifestyles – Oral Pathology Review and Update for Dental Teams	1:00 p.m.–4:00 p.m.	\$65	\$55
T2609	DeWood	Designing an Occlusion: Where Do I Start?	8:15 a.m.–11:15 a.m.	\$45	\$35
T2610	DeWood	Functional Esthetics: Predictably Creating Lasting Beauty	1:15 p.m.–4:15 p.m.	\$45	\$35
T2611	Gloege	Mastering Coordination of Benefits	9:00 a.m.–11:00 a.m.	\$35	\$25
T2612	Gloege	Mastering the Art of Dental Coding and Documentation	1:15 p.m.–4:15 p.m.	\$70	\$55
T2613	Hein	Depression: In Our Patients and In Us: Part 1 – Oral Healthcare Providers' Untapped Potential in the Intervention of Depression	8:15 a.m.–11:15 a.m.	\$50	\$40
T2614	Hein	Depression in Our Patients and In Us: Part 2 – Conquering the Elephant in the Room: Stress, Anxiety and Depression in Us	1:15 p.m.–4:15 p.m.	\$50	\$40
T2615	Hempton	Functional and Aesthetic Crown Lengthening	8:00 a.m.–11:00 a.m.	\$45	\$35
T2616	Hempton	Functional and Aesthetic Crown Lengthening Workshop	1:30 p.m.–4:30 p.m.	\$645	\$515
T2617	Hunter	Dental Implants: Parts & Pieces	8:30 a.m.–10:30 a.m.	\$245	\$195
T2618	Hunter	Rockstar Dental Assistant	2:00 p.m.–4:00 p.m.	\$35	\$25
T2619	Hurley	Expect More: The Red-Carpet New Patient Experience	9:15 a.m.–11:15 a.m.	\$55	\$45
T2620	Hurley	Expect More: You, Your Image, Your Brand	2:15 p.m.–4:15 p.m.	\$55	\$45
T2621	Lantz	Decoding Myofunctional Disorders: Causes and Effect	8:15 a.m.–11:15 a.m.	\$45	\$35
T2622	Laskin	Data-Driven Dentistry: Unlocking the Power of Analytics and AI to Transform Your Practice Learning	9:15 a.m.–11:15 a.m.	\$35	\$25
T2623	Laskin	Dentistry 3.0: New And Emerging Dental Technologies	2:30 p.m.–4:30 p.m.	\$35	\$25
T2624	Nirkhiwale	Digital Dentures Demystified: What Every Dentist Should Know	9:00 a.m.–11:00 a.m.	\$35	\$25
T2625	Nirkhiwale	The Art and Science of Dental Photography: Techniques for Everyday Practice	1:00 p.m.–4:00 p.m.	\$220	\$180
T2626	Odiatu	7 Things Every Dental Professional Needs to Know About the Human Microbiome	1:15 p.m.–4:15 p.m.	\$45	\$35
T2627	Parsons	Opioids and Addiction for Prescribers and Staff	9:30 a.m.–11:30 a.m.	\$35	\$25
T2628	Psaltis	The Latest and Greatest in Pediatric Dentistry	8:30 a.m.–11:30 a.m.	\$45	\$35
T2629	Psaltis	But Aren't They Just Baby Teeth?	1:30 p.m.–4:30 p.m.	\$45	\$35
T2630	Riley	Beyond the Tag & Bag: Med-Legal Forensic Consulting in Civil Litigation	8:30 a.m.–11:30 a.m.	\$45	\$35
T2631	Riley	Hidden In View	1:30 p.m.–4:30 p.m.	\$45	\$35
T2632	Spencer	All TMJ Patients are NUTS, Right? How to Evaluate, Diagnosis and Treat the Most Common TMJ Problems	8:30 a.m.–11:30 a.m.	\$45	\$35
T2633	Spencer	The Dentist's Role in Obstructive Sleep Apnea: Looking Beyond the Teeth and Saving Lives	1:15 p.m.–4:15 p.m.	\$45	\$35
T2634	Vet	When Generations Collide	9:30 a.m.–11:30 a.m.	\$35	\$25
T2635	Vet	Creating Experiences Worth Sharing	2:30 p.m.–4:30 p.m.	\$35	\$25
T2636	Apollonia PD	BLS for Healthcare Providers	1:30 p.m.–4:30 p.m.	\$105	\$85

HOMER ASADI, D.D.S.



Dr. Homer Asadi is the chair and professor of the Biomedical Sciences Department at the Arthur A. Dugoni School of Dentistry, and a member of the faculty since 1990. He has been in continuous private practice of general dentistry for 36 years. He lectures extensively on a variety of professionally relevant continuing education courses. Dr. Asadi is a member of the Omicron Kappa Upsilon National Honor society, the Fellowship of the American College of Dentists and the International College of Dentists and Pierre Fauchard Academy. He has extensive knowledge of human anatomical sciences and specifically the head and neck anatomical structures and neurovascular pathways relevant to clinical practices.

It's Alive! The Anatomical Basis of Dentistry

LIMITED TO: 24 Attendees

COURSE #:	T2601
TIME:	9:00 a.m.–3:30 p.m.
TUITION:	Dentist \$1,290 \$1,610 (Dentist Only)
CREDITS:	5.5 Fundamental CEs
AGD CODE:	O10
AUDIENCE:	D

**WORK
SHOP**

Have you ever wished you could retake selected courses from your dental school education that are key to working with your patients? Then this human anatomy workshop is for you. Topics will be approached from a functional perspective with emphasis on common anatomical variations, pertinent anomalies and important clinical applications. Brief lecture presentations will introduce dissection exercises on cadaver specimens. The superficial structures of the face, masticatory musculature, oral cavity, temporomandibular joint and infratemporal fossa will be explored. Relationships to routine dental assessment and clinical procedures will be highlighted. The format will provide opportunities for discussion and individual inquiry.

Includes lunch.

Learning Objectives:

You will learn

- 1.) Basic anatomical relationships and landmarks which are key to accurate examination and evaluation of dental patients.
- 2.) Detailed anatomy of the superficial face, the masticatory musculature, the temporomandibular joint, the infratemporal fossa and the oral cavity, and how function and disease/injury conditions relate to the anatomy.
- 3.) Recognize anatomical factors relating to vascular pain that may mimic odontogenic or temporomandibular-related.

TIMOTHY BIZGA, DDS, FAGD



Dr. Tim is a general dentist practicing in Cleveland, Ohio. His background in dentistry is lengthy and diverse. Once a former chairside assistant, he also worked as a dental lab-technician, making his perspective unique among others in the field of dentistry. He received his DDS from the University of Michigan School of Dentistry, where he is also an Adjunct Clinical Assistant Professor. He is a Certified John Maxwell Speaker/Trainer/Coach, and a certified DISC profile trainer.

Effective Assisting in the Modern Practice

COURSE #:	T2602
TIME:	8:00 a.m.–11:00 a.m.
TUITION:	Dentist \$45 \$55 Team \$35 \$45
CREDITS:	3.0 Fundamental CEs
AGD CODE:	250
AUDIENCE:	A, DT, ST

This course is designed FOR dental assistants, EFDAs, and clinical team members seeking the skills necessary to better support their doctors in the modern private practice. A lecture-based program coupled with everyday practice essentials is the foundation of this course. The topics covered will include: material science, efficient workflows, and topics related to patient care and treatment.

**GREAT
FOR DENTAL
ASSISTANTS**

Learning Objectives:

- 1.) Learn key material science involved in everyday restorative procedures.
- 2.) Discuss technology, and its integration into our office workflows.
- 3.) Review the soft skills necessary to elevate the patient experience in your sphere of influence.

These programs are sponsored in part by an unrestricted educational grant from GC America.

Get It, Got It, Glue It: A Workshop for Terrific Temporization

LIMITED TO: 30 Attendees

COURSE #:	T2603
TIME:	1:30 p.m.–4:30 p.m.
TUITION:	Dentist \$295 \$370 Team \$240 \$295
CREDITS:	3.0 Fundamental CEs
AGD CODE:	610
AUDIENCE:	D, A, ST

**WORK
SHOP**

This hands-on workshop benefits the entire chairside team including Doctors, Assistants & Expanded Function. A review of crown and bridge procedures will be discussed to offer tips, tricks, and pearls surrounding crown and bridge procedures with special emphasis on temporization.

**GREAT
FOR DENTAL
ASSISTANTS**

"Effective Assisting in the Modern Practice" is a prerequisite for this workshop.

Learning Objectives:

- 1.) Learn key techniques and understand the importance of crown/bridge temporization.
- 2.) Discuss criteria for proper shade selection, material choice, and use of dental cements.
- 3.) Review cases that demonstrate pearls and pitfalls that bring it all together.

AUDIENCE CODES

D DENTIST	H HYGIENIST	A ASSISTANT	N NURSE	T DENTAL TECH	Adm ADMINISTRATIVE PERSONNEL	DT DENTAL THERAPIST	ST STUDENT DENTIST
---------------------	-----------------------	-----------------------	-------------------	-------------------------	---	----------------------------------	---------------------------------

ANTHONY CARDOZA, DDS, D-ABFO



Dr. Anthony "Rick" Cardoza is a forensic dental consultant for the County of San Diego Office of the Medical Examiner, County of Imperial, Office of the Coroner, Riverside County Coroner's Office, State of California Department of Justice and is a member of the California Office of Emergency Services (CalOES). Dr. Cardoza graduated from Northwestern Dental School in 1985 and maintains a general dental practice in San Diego, California. Dr. Cardoza is a Fellow of the American Academy of Forensic Sciences and is a Diplomate of the American Board of Forensic Odontology.

Twenty First Century Laser-Assisted Dentistry

COURSE #:	T2604
TIME:	1:00 p.m.–4:00 p.m.
TUITION:	Dentist \$45 \$55 Team \$35 \$45
CREDITS:	3.0 Fundamental CEs
AGD CODE:	135
AUDIENCE:	D, DH, A, ST

This presentation will contrast the daily challenges faced in the conventional delivery of a variety of dental procedures against the solutions offered through laser-assisted dentistry. This lecture is for the dentist/dental hygienist and covers various laser applications. These general applications include cavity preparations, various soft tissue procedures, endodontic preparation, and bony procedures such as crown lengthening and tori reduction. In addition, laser dental hygiene applications will be discussed as well. Examples of these procedures using both the diode laser and the hard tissue laser will be shown.

Learning Objectives:

- 1.) Understand basic laser safety and physics.
- 2.) Learn clinical applications of dental hard and soft tissue lasers.
- 3.) Learn common laser dental hygiene applications.
- 4.) Understand dental laser soft and hard tissue applications and clinical procedures for both the doctor and dental hygienist.
- 5.) Understand laser history, safety, physics, clinical applications and procedures in the dental office.
- 6.) Understand the different types of dental lasers available on the market today and be able to select the laser that best suits their need.

RENIE DANIEL, DMD, MD, FACS, FAAP



Renie Daniel DMD, MD, FACS, FAAP took the role of Director of the University of Minnesota's Cleft & Craniofacial Clinic in March 2024. Dr. Daniel has always enjoyed caring for children with craniofacial anomalies and it is with this passion she continues to serve these families. Dr. Daniel completed dental school at Temple University in Philadelphia and medical school at New York Medical College. Her surgical training took place at St. Joseph's Regional Medical Center in Paterson, NJ(OMS) as well as Charleston Area Medical Center (General Surgery and Fellowship in Cleft/Craniofacial Surgery).

Care of the Cleft Patient: A Team Approach

COURSE #:	T2605
TIME:	9:15 a.m.–11:15 a.m.
TUITION:	Dentist \$35 \$45 Team \$25 \$35
CREDITS:	2.0 Fundamental CEs
AGD CODE:	750
AUDIENCE:	D, DH, A, N, DT, ST

This presentation will review the etiology/embryology of clefting and needs of a cleft patient from infancy into adulthood. The presentation will discuss the role of providers on a cleft team and the medical, surgical and dental aspects of caring for children with facial differences. Additionally, the importance of care coordination and communication among cleft team members will be highlighted.

Learning Objectives:

- 1.) To become familiar with basic embryology and clinical presentation of various cleft types.
- 2.) To become familiar with the multidisciplinary approach to cleft care, including surgical, speech, dental, and psychosocial support.
- 3.) To become familiar with the timing and goals of treatment interventions for patients with cleft lip and palate.
- 4.) Recognize common complications and long-term considerations in cleft patients.

KAREN DAW, MBA, CECM, CDIPC



Karen Daw, MBA, CECM, CDIPC, is a nationally recognized speaker and author with multiple accolades in the field of dental safety. She is an OSHA-authorized trainer and provides consulting services to dental practices, corporations, colleges, and hospitals nationwide. Karen holds a BA from The Ohio State University and an MBA with a focus on Healthcare Administration and Business Management. Karen's exceptional skills led her to be recruited from the Emergency Department to the role of Health and Safety Director at the OSU College of Dentistry. She's involved in significant national projects and was in the inaugural class for the CDIPC exam.

Talking Dirty: An Informative and Enlightening Presentation Around OSHA and Infection Control

COURSE #:	T2606
TIME:	1:00 p.m.–4:00 p.m.
TUITION:	Dentist \$45 \$55 Team \$35 \$45
CREDITS:	3.0 Fundamental CEs <i>Infection Control</i>
AGD CODE:	148
AUDIENCE:	D, DH, A, N, T, Adm, DT, ST

Discover the ultimate infection control and OSHA training! Look at the same subject from a completely different perspective, and earn CE credits, all while keeping your team and patients super safe. With a dash of beachy breeze vibes, we'll breathe new life into your safety program. Get ready to rev up your protection like a finely tuned sports car!

Join "The OSHA Lady" Karen Daw for a fun and efficient workshop tailored exclusively for dental healthcare professionals. Prepare for an entertaining, interactive, and potentially life-saving experience as we tackle essential topics like PPE, Instrument Processing, and Waterline testing.

Learning Objectives:

- 1.) Discuss key recommendations from the CDC and OSHA that will keep your dental office up to date on the latest guidelines.
- 2.) Review checklists and resources to streamline procedures, reduce liability, and enhance safety for the well-being of team members, patients, and the practice.
- 3.) Practice proper donning of PPE like masks (yes, seriously, masks!).
- 4.) Fulfill your team's annual OSHA training simultaneously!

NANCY DEWHIRST, RDH



Nancy graduated from USC, practiced dental hygiene for 20 years, is adjunct dental hygiene faculty at WCU, and is a member of Sigma Phi Alpha. She is consistently listed as one of the nation's "Leaders in CE", present over 90 seminars a year, at major U.S. and Canadian Dental Conferences. She is a member of the California Dental Association Speakers Bureau, AAMI/ANSI/ADA Standards Committees, Editor-in-Chief of OSAP (ADS)'s Infection Control In Practice, recipient of OSAP Chairman of the Board Special Citation for Advancing Dental Safety and has published in many articles and dental textbooks and guidance documents.

Never A Dull Moment: Instrument Sharpening

LIMITED TO: 40 Attendees

WORK
SHOP

COURSE #:	T2607
TIME:	8:00 a.m.–11:00 a.m.
TUITION:	Dentist \$220 \$275 Team \$180 \$220
CREDITS:	3.0 Fundamental CEs
AGD CODE:	010
AUDIENCE:	D, DH, A, DT, ST

This workshop demonstrates how to preserve the original instrument design and shape while creating sharp edges, using a variety of hand and mechanical techniques and devices. Nancy uses images, interactive dialogue, and clinical instruction to guide attendees in hand and mechanical instrument sharpening techniques. Participants should bring their loupes.

GREAT
FOR DENTAL
HYGIENISTS

Learning Objectives:

- 1.) Understand how to recognize and preserve optimal instrument design while sharpening.
- 2.) Practice with and compare various hand sharpening techniques.
- 3.) Practice with and compare various mechanical sharpening technology and techniques.

Lesions and Lifestyles –Oral Pathology Review and Update for Dental Teams

COURSE #:	T2608
TIME:	1:00 p.m.–4:00 p.m.
TUITION:	Dentist \$65 \$80 Team \$55 \$65
CREDITS:	3.0 Fundamental CEs
AGD CODE:	730
AUDIENCE:	D, DH, A, DT, ST

SMALL
GROUP

Lesions and lumps tell stories! This is a review of selected types of oral and pharyngeal lesions, considering today's most important trends. Review oral pathology terms, clinical features, and risk factors. Hone your eagle eye and magic touch to perfect your diagnostic techniques: practice head and neck exams. Save lives by calibrating your team and educating your patients: identify dangerous lesions early!

Learning Objectives:

- 1.) Identify and assess clinical variations from normal.
- 2.) Assess risk for oral cancer.
- 3.) Identify, evaluate and compare oral soft tissue masses, ulcerations and papillary lesions.
- 4.) Practice of head and neck physical exam on colleagues.
- 5.) Review and practice precise descriptive terms and methods of recording and criteria for referring clinical lesions.

GARY DEWOOD, DDS, MS



Dr. Gary DeWood has been practicing general dentistry for 45 years. He earned his D.D.S. from Case Western Reserve University, completed the University of Florida Facial Pain Center Curriculum and earned a Master of Science degree from The University of Toledo College of Medicine. He has taught at The University of Toledo College of Medicine, University of Tennessee College of Dentistry, and Arizona School of Oral and Dental Health at AT Still University. He founded Spear Education and served as their Executive Vice-President and director of curriculum. Currently he is in Private Practice in Arizona and serves as Director of The Essentials at The Pankey Institute. He presents nationally and internationally.

Designing an Occlusion: Where Do I Start?

COURSE #:	T2609
TIME:	8:15 a.m.–11:15 a.m.
TUITION:	Dentist \$45 \$55 Team \$35 \$45
CREDITS:	3.0 Fundamental CEs
AGD CODE:	180
AUDIENCE:	D, A, ST

Designing an occlusion requires a starting reference and a clear visualization of the desired outcome. What teeth contact, when do they contact, and for how long do they contact? The answers to those questions will depend on the patterns and habits exhibited by each patient. This program will discuss the various options and their application.

Learning Objectives:

- After completion of this program participants will gain:
- 1.) An understanding of the history of occlusal thought and practice.
 - 2.) An understanding of the three reference positions used in dentistry.
 - 3.) The skill of identifying when each is indicated and when it is not.
 - 4.) The ability to utilize each of the three references in planning.
 - 5.) Equilibration techniques for planning and therapy.

Functional Esthetics: Predictably Creating Lasting Beauty

COURSE #:	T2610
TIME:	1:15 p.m.–4:15 p.m.
TUITION:	Dentist \$45 \$55 Team \$35 \$45
CREDITS:	3.0 Fundamental CEs
AGD CODE:	780
AUDIENCE:	D, A, ST

Approaching every esthetic case with the confidence to successfully diagnose, treatment plan and execute it is liberating and calming. This program presents a process for making anterior restorative dentistry easier and more fun. You will leave with an understanding of the principles of Facially Generated Treatment Planning and their application.

Learning Objectives:

- After completion of this program participants will be able to:
- 1.) Utilize facially generated planning guidelines.
 - 2.) Integrate function with the esthetic plan.
 - 3.) Minimize the risks of occlusion.
 - 4.) Create "Smooth" in the function they design.

DILAINE GLOEGE, CDA, CPC



Dilaine Gloege CDA, CPC, is renowned for her extensive expertise in coding and insurance, Dilaine has built a formidable reputation in the dental industry. The seven years she spent working alongside Dr. Charles Blair and Practice Booster marked a significant chapter in her professional journey, during which she played a pivotal role in developing essential coding and insurance resources for dental teams. She has recently embarked on an exciting new role as a legal analyst for the esteemed firm Flannery | Georgalis assisting dentists in navigating audits, investigations and other legal matters, complementing her celebrated 38-year career in dentistry.

Mastering Coordination of Benefits

COURSE #:	T2611		
TIME:	9:00 a.m.–11:00 a.m.		
TUITION:	Dentist	EB \$35	\$45
	Team	EB \$25	\$35
CREDITS:	2.0 Elective CEs		
AGD CODE:	550		
AUDIENCE:	Adm		

Coordination of Benefits (COB) is a complex administrative task that dental teams encounter regularly. This course is designed to provide a comprehensive understanding of COB and equip participants with the necessary skills to manage it effectively. Participants will learn the common challenges associated with COB, including how to calculate the PPO provider write-off and the patient's financial responsibility when multiple insurance plans are involved. Participants will also learn the proper order of benefits for primary, secondary, tertiary, and quaternary plans.

GREAT FOR
FRONT OFFICE

- Learning Objectives:**
- 1.) Identify proper order of benefits for primary, secondary, tertiary and, quaternary.
 - 2.) Explain the complexities of coordination of benefits and navigate the different COB rules of plans effectively.
 - 3.) Calculate patient's financial responsibility and PPO provider write-off accurately.

Mastering the Art of Dental Coding and Documentation

COURSE #:	T2612		
TIME:	1:15 p.m.–4:15 p.m.		
TUITION:	Dentist	EB \$70	\$85
	Team	EB \$55	\$70
CREDITS:	3.0 Elective CEs		
AGD CODE:	550		
AUDIENCE:	D, DH, A, Adm, ST		

Have your claims been denied because of missing or incorrect codes for procedures? The CDT code set must be used correctly to report procedures on dental claims for reimbursement. Coding and documentation errors cause claim denials and rejections. We will review the most common coding and documentation errors and how to avoid them. It is imperative that we learn to up our storytelling game as documentation continues to be the number one root cause of claim denials and rejections, adverse payer audits and investigations. We will learn the importance of specificity in our documentation and how to achieve this through implementation of the SOAP method.

GREAT FOR
FRONT OFFICE

- Learning Objectives:**
- 1.) Recognize common coding errors.
 - 2.) Identify pitfalls of clinical documentation.
 - 3.) Implement the S.O.A.P. Method.

CASEY HEIN, BSDH, RDH, MBA



Casey is an internationally- recognized speaker and extensively-published author with over 40 years' experience as a dental hygienist in private practice, public health, education, and government. She founded the first publication on oral-systemic science, Grand Rounds in Oral-Systemic Medicine and has pioneered medical-dental integration. As an Assistant Clinical Professor in Periodontics and Director of Education (retired) of the International Centre for Oral-Systemic Health at the University of Manitoba, she led the development of the first comprehensive curriculum about oral health for non-dental healthcare providers, winning for the University the prestigious William J. Gies Award for Outstanding Innovation.

Depression: In Our Patients and In Us
Part 1: Oral Healthcare Providers' Untapped Potential in the Intervention of Depression

COURSE #:	T2613		
TIME:	8:15 a.m.–11:15 a.m.		
TUITION:	Dentist	EB \$50	\$65
	Team	EB \$40	\$50
CREDITS:	3.0 Fundamental CEs		
AGD CODE:	153		
AUDIENCE:	D, DH, A, Adm, DT, ST		

Prolonged depression can be devastating—impacting both physical and emotional health, including increased risk for alcohol or drug addiction, trouble with school or work, problems with family relationships, self mutilation, and suicide. Statistics suggest that during a typical day of practice, oral healthcare providers (OHCPs) will see many patients whose lives have been touched by depression, or those who have risk factors for yet-manifested depression. OHCPs may be the provider first-in-line to intercept patients with depression and refer those at risk to physicians and/or behavioral healthcare providers.

- Learning Objectives:**
- 1.) Recognize the signs and symptoms of depression, identify risk factors for depression, utilize the PHQ-2 screening tool and refer patients to physicians or behavioral health providers.
 - 2.) Describe the high prevalence of depression and the drivers of current trends and projections of future prevalence.
 - 3.) Describe the connection between depression, poor overall health and how depression may increase the risk for caries and periodontal diseases.

Part 2: Conquering the Elephant in the Room: Stress, Anxiety and Depression in Us

COURSE #:	T2614		
TIME:	1:15 p.m.–4:15 p.m.		
TUITION:	Dentist	EB \$50	\$65
	Team	EB \$40	\$50
CREDITS:	3.0 Fundamental CEs		
AGD CODE:	153		
AUDIENCE:	D, DH, A, T, Adm, DT, ST		

Oral healthcare providers (OHCPs) have never been strangers to stress, anxiety, and depression. OHCPs must first sustain their own mental well-being because anxiety and depression take a toll on emotional and physical health, and consequently, patient care. This course explores the stress-anxiety-depression continuum, how to identify these things in ourselves and others, and ways to help us sustain mental wellbeing. Please join us for this timely and long overdue course.

- Learning Objectives:**
- 1.) Recognize the signs and symptoms of anxiety and depression and explain how stress affects the immune system.
 - 2.) Utilizing various screening tools, determine whether you or other members of the dental team are experiencing anxiety and/or depression.
 - 3.) Reduce anxiety and depression over time by implementing the 'Best Possible Self' model.

TIMOTHY HEMPTON, D.D.S., DIP. ABP



Dr. Timothy Hempton is a Diplomate of the American Board of Periodontology and also maintains a private practice Limited to Periodontics and Dental Implants in Dedham, MA. Currently he is an Adjunct Associate Clinical Professor at Tufts University School of Dental Medicine and lecturer at the Veterans Affairs hospital in Boston, MA. Dr. Hempton previously served as the Director of the postdoctoral program in Periodontology at Tufts and prior to his appointment at Tufts was a clinical instructor at Harvard School of Dental Medicine.

Functional and Aesthetic Crown Lengthening

COURSE #:	T2615
TIME:	8:00 a.m.–11:00 a.m.
TUITION:	Dentist \$45 \$55 Team \$35 \$45
CREDITS:	3.0 Fundamental CEs
AGD CODE:	490
AUDIENCE:	D

Functional Crown lengthening procedures may be provided in order to facilitate restorative therapy i.e. expose subgingival caries or a subgingival fracture, establish a ferrule length, and create a cleansable embrasure space. In the presence of Delayed Passive eruption, Aesthetic Crown lengthening procedures can improve esthetics. This course will be review the biologic width, the concept of the restorative ferrule as well as the indications, contraindications, techniques and postoperative management for functional and esthetic crown lengthening surgery. Various clinical cases will be presented in order to review flap design, osseous management, suturing techniques and post operative protocols for periodontal surgery.

Learning Objectives:

- 1.) Review the concept of the biologic width.
- 2.) Review the restorative concept of the ferrule.
- 3.) Indications and contraindications for functional crown lengthening.
- 4.) Indications and contraindications for esthetic crown lengthening.
- 5.) Review flap design for a crown lengthening surgical procedure.
- 6.) Review principles of osseous resection to achieve tooth exposure.
- 7.) Learn how to apically position a flap with periosteal sutures.
- 8.) Provide postoperative management for crown lengthening surgery.

Functional and Aesthetic Crown Lengthening Workshop

LIMITED TO: 20 Attendees

COURSE #:	T2616	
TIME:	1:30 p.m.–4:30 p.m.	
TUITION:	Dentist \$645 \$805 Team \$515 \$645	
CREDITS:	3.0 Fundamental CEs	
AGD CODE:	490	
AUDIENCE:	D	

Crown lengthening procedures may involve osseous resective therapy in addition to surgical management of soft tissue. These hard and soft tissue alterations may be provided in order to obtain a ferrule height and establish a biologic width. This course will utilize a plastic typodont to provide a practical exercise in exposing a maxillary premolar with a subgingival fracture. Techniques for incisions, osseous therapy and suturing will be reviewed. Indications and contraindications to surgical exposure will be discussed.

The "Functional and Aesthetic Crown Lengthening" lecture is a prerequisite for this workshop.

Learning Objectives:

- 1.) Recognize indications and contraindications for crown lengthening.
- 2.) Design a flap for a crown lengthening surgical procedure.
- 3.) Utilize osteotomy and osteoplasty to achieve adequate tooth exposure.
- 4.) Eliminate osseous deformities.
- 5.) Apically position a flap with periosteal sutures.
- 6.) Provide post-operative management.

TIJA HUNTER, CDA



Tija Hunter, CDA, EFDA, CDIA, CDSO, MADAA, began her dental assisting career in 1981 and has never looked back. Being named one of the "Top 25 Women in Dentistry" by Dental Products Report was one of the highlights of her career. She is a former vice president of the American Dental Assistants Association, where she holds the honor of Master. Her passion now is training dental teams and helping with systems and workflow. Hunter's love of traveling takes her all over the world, where she speaks to dental assistants and dental teams.

Dental Implants: Parts & Pieces

LIMITED TO: 30 Attendees

COURSE #:	T2617	
TIME:	8:30 a.m.–10:30 a.m.	
TUITION:	Dentist \$245 \$305 Team \$195 \$245	
CREDITS:	2.0 Fundamental CEs	
AGD CODE:	690	
AUDIENCE:	DH, A, DT, ST	

This course is designed for the new dental assistant or hygienist or one who is just getting into implants. This is a hands on course where we will discuss the parts of a dental implant, care and storage.

Learning Objectives:

- 1.) Learn all of the parts, what role they play and when.
- 2.) Explore ways to communicate with patients the benefits of dental implants.
- 3.) Discuss the procedure itself, tray set up and proper infection control.

Rockstar Dental Assistant

COURSE #:	T2618
TIME:	2:00 p.m.–4:00 p.m.
TUITION:	Dentist \$35 \$45 Team \$25 \$35
CREDITS:	1.0 Fundamental CEs; 1.0 Elective CEs
AGD CODE:	550
AUDIENCE:	A

Dental assistants spend more time with the patients than any other team member, so let's educate that assistant to be the best they can be to help your practice excel! Create value in yourself by learning what it takes to become a true Rock Star!

Learning Objectives:

- 1.) MARKETING: Let's talk about ways we can maximize our relationships with your patients and teammates.
- 2.) TEAMWORK: Accelerate your role within the practice.
- 3.) COMMUNICATION: Discover key ways to you and your practice a success.
- 4.) ORGANIZATION: Establish systems and methods for cutting cost and staying on top.

**GREAT
FOR DENTAL
ASSISTANTS**

JANICE HURLEY, B.S. ORGANIZATIONAL BEHAVIOR



Janice Hurley is known as Dentistry's Image Expert on Practice Impact & Professional Branding. Janice is convinced you can attract and keep the ideal patient with UP TO DATE marketing. As a dental consultant, she helps professionals increase treatment acceptance and attract high-quality patients. She works with dental and hygiene schools to help graduates achieve their desired presence. Her goal is for everyone to utilize their professional energy to achieve success.

Expect More: The Red-Carpet New Patient Experience

COURSE #:	T2619
TIME:	9:15 a.m.–11:15 a.m.
TUITION:	Dentist \$55 \$70 Team \$45 \$55
CREDITS:	2.0 Fundamental CEs
AGD CODE:	550
AUDIENCE:	D, DH, A, Adm

This course should involve the full team in creating the best First Impression and Lasting Impression in 2026. So much has changed in the last 2-3 years in the way patients want to hear from us. Learn how to design your new patient paperwork to uncover your patient's wants and needs. Hear how to conduct your new patient interview to find out how your patient presently feels about the value of their dental health and their history with dentistry. When you develop a system that involves the whole team in this key component, you're guaranteed success.

Learning Objectives:

- 1.) Review of existing systems so that your patients will not have to tell you the same thing twice.
- 2.) Develop interview skills to increase the patient's sense of comfort and connection on their first visit.
- 3.) Design your patient paperwork to support your goal of uncovering what is most important to your patient.
- 4.) Utilize a new patient phone slip that starts the relationship with your patients and increases patient connection.

Expect More: You, Your Image, Your Brand

COURSE #:	T2620
TIME:	2:15 p.m.–4:15 p.m.
TUITION:	Dentist \$55 \$70 Team \$45 \$55
CREDITS:	2.0 Fundamental CEs
AGD CODE:	550
AUDIENCE:	D, DH, A, Adm

There is no denying that things have changed in dentistry, and you have had to adjust. Learn what it takes to put your best foot forward and make the first and lasting impression of your practice be the one you want others to perceive. Learn what contributes to a successful brand. Avoid mistakes and maximize marketing opportunities. You will look at your internet footprint and your presence through your patient's eyes. Participants will walk away feeling inspired by the power of choice to impact their practice success.

Learning Objectives:

- 1.) Develop skills in reading body language based on scientific data to create the safest feeling possible for your patient.
- 2.) Involve the whole team in contributing to a strong, clear brand.
- 3.) Learn effective voice tone and pace when speaking with your patient so clinical treatment is experienced in the best light.
- 4.) Promote the use of positive visual images to encourage new patients to the practice through photography and video.
- 5.) Understand the importance of uncovering and meeting your patient's expectations so they move forward with recommended clinical treatment.

JOY LANTZ, RDH, PHDH, COM®, IBCLC



This program has been sponsored in part by an unrestricted educational grant from Myofunctional Research Co.

Joy Lantz, RDH, PHDH, COM, IBCLC received her certification in orofacial myology from the International Association of Orofacial Myology in 2017. She is currently serving as the President of the IAOM. She got her International Board-Certified Lactation Consultant (IBCLC) credential in 2022. Joy is the owner of Joy Lantz: Transforming Oral Health, specializing in educating patients, parents and colleagues. Joy is also a consultant for dental offices that want to incorporate airway components into their practices. Her passion is to assist dental and medical professionals to collaborate in screening for oral myofunctional and airway disorders for overall health.

Decoding Myofunctional Disorders: Causes and Effect

COURSE #:	T2621
TIME:	8:15 a.m.–11:15 a.m.
TUITION:	Dentist \$45 \$55 Team \$35 \$45
CREDITS:	3.0 Fundamental CEs
AGD CODE:	180
AUDIENCE:	D, DH

Orofacial Myofunctional Disorders (OMDs) often originate from patient conditions that manifest during infancy, potentially disrupting healthy function and persisting throughout a person's lifetime. These disorders can provoke reactions that complicate dental treatments, making routine dental appointments challenging and potentially leading to more severe health complications affecting breathing, sleep, and beyond. Participants will learn how to perform thorough OMD screenings for patients across all age groups, encompassing both pediatric and adult populations. The curriculum features exploration of case studies, shedding light on the substantial benefits of early detection of these disorders.

Learning Objectives:

- 1.) Develop a comprehensive understanding of orofacial myofunctional disorders.
- 2.) Learn a strategy for screening your existing patient base for these disorders.
- 3.) Identify the benefits of early intervention in preventing myofunctional disorders.

BRYAN LASKIN, D.D.S.



Dr. Bryan Laskin is a Minnesota dentist and tech entrepreneur on a mission to connect dentistry and empower patients through innovation and standardization. CEO and Co-Founder of Toothapps®, as well as creator of Cair™, Dental Standards Institute, and Lake Minnetonka Dental, Dr. Laskin is an advisor to many progressive healthcare companies. He is the author of the Amazon best selling books “The Patient First Manifesto” and “Dental Disorder” and the host of “The Patient First Podcast”. His latest book, “Unfair Care” is set to be released in October of 2025.

Data-Driven Dentistry: Unlocking the Power of Analytics and AI to Transform Your Practice Learning

COURSE #:	T2622
TIME:	9:15 a.m.–11:15 a.m.
TUITION:	Dentist \$35 \$45 Team \$25 \$35
CREDITS:	2.0 Fundamental CEs
AGD CODE:	550
AUDIENCE:	D, Adm

From understanding patient expectations to predicting your team’s needs, data has the power to enhance every part of your practice. Learn how to leverage data and automatically turn numbers into actionable insights that grow your practice, improve patient outcomes, and make your job easier.

Learning Objectives:

- 1.) Learn how to automatically track and interpret patient data to identify trends, tailor communications, and improve patient loyalty instantly.
- 2.) Use data insights to refine your scheduling, maximize chair time, and ensure you are working easily at full capacity.
- 3.) Discover how to use predictive analytics to forecast patient needs, identify at-risk patients, and present treatment options with confidence and clarity.

Dentistry 3.0: New And Emerging Dental Technologies

COURSE #:	T2623
TIME:	2:30 p.m.–4:30 p.m.
TUITION:	Dentist \$35 \$45 Team \$25 \$35
CREDITS:	2.0 Elective CEs
AGD CODE:	550
AUDIENCE:	D, DH, A, Adm, DT

It is common knowledge that new game changing dental technologies, as well as proven under utilized tools, are key aspects to growing a modern dental practice. Learn the three stages of technology adoption, along with the crucial skills to quickly assess whether a solution is right for your office and how to communicate the benefits to your patients and team.

Learning Objectives:

- 1.) Identify the 3 levels of dental technology.
- 2.) Learn how tell when it’s the right time to implement new technologies successfully.
- 3.) Learn how to translate the investment to both your team and your patients.

ARPIT NIRKHIWALE, BDS, MSD, CAGS, FICOI



Dr. Arpit Nirkhivale is a Clinical Assistant Professor of Prosthodontics at the University of Minnesota School of Dentistry, where he serves as Director of Digital Education in Prosthodontics. He maintains a private practice in Minneapolis focused on Full Mouth Rehabilitation, Implant Prosthodontics, and Digital Dentistry. A Key Opinion Leader for Nobel Biocare, Dr. Nirkhivale also serves on national exam development teams for the INBDE, ADAT, and DLOSCE through the ADA and JCNDE. His research interests include 3D printing, AI in dentistry, and digital workflows. He is widely recognized for advancing innovation in prosthodontic education and clinical practice.

Digital Dentures Demystified: What Every Dentist Should Know

COURSE #:	T2624
TIME:	9:00 a.m.–11:00 a.m.
TUITION:	Dentist \$35 \$45 Team \$25 \$35
CREDITS:	2.0 Fundamental CEs
AGD CODE:	670
AUDIENCE:	D, ST

This presentation offers a practical and comprehensive overview of the digital denture workflows—from clinical records to final delivery. Learn how digital tools are transforming complete denture fabrication, improving accuracy, efficiency, and patient satisfaction. We will cover indications, material options, common pitfalls, and tips for integrating digital dentures into daily practice. Whether you’re new to the concept or looking to refine your approach, this session will equip you with the essential knowledge to confidently navigate the digital denture landscape and elevate your removable prosthodontics game. Ideal for general dentists, specialists, and anyone curious about digital innovation.

Learning Objectives:

- 1.) Understand the complete digital denture workflow, including clinical steps, laboratory processes, and available technologies.
- 2.) Identify the indications, advantages, and limitations of digital dentures compared to conventional techniques.
- 3.) Apply practical strategies for successful case selection, digital impressions, and collaboration with dental labs to enhance clinical outcomes and patient satisfaction.

The Art and Science of Dental Photography: Techniques for Everyday Practice

LIMITED TO: 20 Attendees

COURSE #:	T2625
TIME:	1:00 p.m.–4:00 p.m.
TUITION:	Dentist \$220 \$280 Team \$180 \$220
CREDITS:	3.0 Fundamental CEs
AGD CODE:	138
AUDIENCE:	D, DH, A, N, T, Adm, DT, ST

WORK
SHOP

This course offers a practical guide to mastering dental photography for clinical documentation, patient communication, and treatment planning. Attendees will learn essential camera settings, equipment selection, and standardized techniques to produce consistent, high-quality images. The session will also cover tips for integrating photography into digital workflows, enhancing case presentations, and improving interdisciplinary collaboration. Whether you’re a beginner or looking to refine your skills, this course will help you elevate your everyday practice through the power of photography.

Learning Objectives:

- 1.) Understand the fundamentals of dental photography, including camera types, settings, and accessories needed for clinical documentation.
- 2.) Learn standardized techniques for capturing high-quality intraoral and extraoral images to support diagnosis, treatment planning, and patient communication.
- 3.) Apply strategies to incorporate dental photography into digital workflows for case documentation, lab communication, and esthetic treatment planning.

UCHE ODIATU, BA, DMD, CERT PERSONAL TRAINER



Uche Odiatu DMD is a professional member of the American College of Sports Medicine and a practicing dentist in Toronto. This busy health care professional is an NSCA Certified Personal Trainer, Certified Yoga Instructor, Certified Boot Camp Instructor and has given 700 plus lectures in England, Canada, the USA, the Bahamas, Denmark, Bermuda & Norway. Has been the invited guest in over 400 radio and TV shows from Alaska to Atlanta and from NYC to California. He won a 2023 Lifetime Achievement award from The Global Dental Summit. Visit @FitSpeakers on Instagram.

7 Things Every Dental Professional Needs to Know About the Human Microbiome

COURSE #:	T2626
TIME:	1:15 p.m.–4:15 p.m.
TUITION:	Dentist \$45 \$55 Team \$35 \$45
CREDITS:	3.0 Fundamental CEs
AGD CODE:	150
AUDIENCE:	D, DH, A, N, T, Adm, DT, ST

Do your patients have the guts to enjoy optimal health? Our patients' gut flora makes very powerful anti-inflammatory agents when fed key nutrients. Learn what impacts gut integrity: antibiotics, jet lag, fast food, artificial sweeteners and what we dental pros can do! The latest science from the National Institute of Health shows the microbiome impacts overall health as much as our genes and the number one way to influence is your diet. Dental industry people are the key health care professionals to ensure optimum functioning of the masticatory system—the gateway to human microbiome.

Learning Objectives:

- 1.) Learn why NEW findings about your patients' gut flora are shaking the very foundation of health & healing.
- 2.) Gain insight into how your gut health influences your immune system, metabolism, digestion, energy levels and emotional well-being.
- 3.) Understand why the dental professional is perfectly positioned to help their patients live healthier and live a more vibrant life NOW.

SHARON PARSONS, DDS



This program has been sponsored in part by an unrestricted educational grant from the Minnesota Sections of the American College of Dentistry, International College of Dentistry and Pierre Fauchard Academy.

Dr. Sharon Parsons graduated from the Ohio State University College of Dentistry in 1981. She is a Past President of the Ohio Dental Association and is a member of many professional organizations including the Pierre Fauchard Academy, the International College of Dentists, the American College of Dentists and The Academy of Operative Dentistry, She was the recipient of the Lucy Hobbs Humanitarian award. She has presented at SmileCon, the ODA Annual Session and the AAPD Annual Meeting. She owns a private practice in Columbus, Ohio where she practices with two associates.

Opioids and Addiction for Prescribers and Staff

COURSE #:	T2627
TIME:	9:30 a.m.–11:30 a.m.
TUITION:	Dentist \$35 \$45 Team \$25 \$35
CREDITS:	2.0 Fundamental CEs
AGD CODE:	340
AUDIENCE:	D, DH, A, Adm, ST

How did we get here and where do we stand now as a profession in relation to the opioid crisis? In addition to common sense pain management, it is important to understand addiction and how easily it can happen. This knowledge enables dentists and their staff to better treat their patients' pain needs. It is definitely not a "one size fits all" approach. After this course attendees should be better able to recognize substance issues with their patients and how to approach them. Dentistry has changed over the years. So should pain management.

Learning Objectives:

- 1.) Understand addiction and how easily it happens.
- 2.) Learn responsible pain management.
- 3.) Recognize signs of substance use.
- 4.) Better understand cannabis and how it can impact the dental visit.

CATCH THE MORNING BUZZ



Start your morning off with a fresh cup of coffee (or tea) compliments of Henry Schein. Each morning complimentary coffee will be served on the meeting room level. Refreshments will be available while supplies last so be sure to arrive early!

Coffee provided by
 HENRY SCHEIN®
DENTAL

GREGORY PSALTIS, DDS



Dr. Greg Psaltis has been a pediatric dentist for 51 years, most of which have been in private practice in Olympia, Washington. Recipient of the Gordon Christensen Speaker Award, his unique speaking style reflects both his years of experience and his keen observations, thus making his programs informative and entertaining. He presently devotes much time to his volunteer projects in Mexico to provide treatment for children who truly have no access to care. He is the author of the recently published book, *Into and Out of the Mouths of Babes*, a memoir of his life and career.

The Latest and Greatest in Pediatric Dentistry

COURSE #:	T2628
TIME:	8:30 a.m.–11:30 a.m.
TUITION:	Dentist \$45 \$55 Team \$35 \$45
CREDITS:	3.0 Fundamental CEs
AGD CODE:	430
AUDIENCE:	D, DH, A

So, what's new in the world of pediatric dentistry? Indications for and treatment of pulpomies have changed, the variety of full coverage crowns has exploded, faster and painless anesthesia is now a real possibility, minimally invasive treatment is more popular and the necessity of radiographs during a child's facial and dental development provides a clear rationale for parents who "don't want any x-rays taken." This course will bring you up to date with what's changed and how to most effectively move ahead.

Learning Objectives:

- 1.) Treat primary pulps with the greatest rate of success.
- 2.) Understand which developmental anomalies are asymptomatic.
- 3.) Provide pain-free injections and increase working time on children.
- 4.) Properly diagnose and place primary crowns.

But Aren't They Just Baby Teeth?

COURSE #:	T2629
TIME:	1:30 p.m.–4:30 p.m.
TUITION:	Dentist \$45 \$55 Team \$35 \$45
CREDITS:	3.0 Fundamental CEs
AGD CODE:	430
AUDIENCE:	D, DH, A

You've heard these words and can't help thinking, "Another ignorant parent." They aren't really ignorant—they're working from old beliefs or experiences. The ability to answer common questions ensures better understanding of the pediatric dental issues and creates more trust. This program covers questions routinely heard from parents of pediatric patients including a broad spectrum of topics, among them primary anterior trauma, habits, effective sealants, timing of initial examinations, early orthodontic referrals and more. Practitioners who treat children will benefit from this engaging course.

Learning Objectives:

- 1.) Understand timing and rationale of first dental examination for children.
- 2.) Know how to handle primary tooth trauma situations.
- 3.) Delineate which children need an early orthodontic referral.

AMBER RILEY, MS, CLCP, CMCPs, RDH, FAAFS



Ms. Riley is a Forensic Dental Consultant for the San Diego County Office of the Medical Examiner and a team partner and educator to multidisciplinary healthcare providers for awareness, recognition, documentation and reporting standards for patient harm, abuse, and human trafficking in the United States. Ms. Riley is a professional risk and liability consultant specializing in the dental sciences to national medical/dental liability insurance brokerages, and she is a certified life care planner working extensively in civil litigation.

Beyond the Tag & Bag: Med-Legal Forensic Consulting in Civil Litigation

COURSE #:	T2630
TIME:	8:30 a.m.–11:30 a.m.
TUITION:	Dentist \$45 \$55 Team \$35 \$45
CREDITS:	3.0 Elective CEs
AGD CODE:	550
AUDIENCE:	D, DH, A, N, T, Adm, DT, ST

Litigation involving dental professionals requires the guidance of specialty consultants. These consultants should be trained and experienced in practice. In addition, they should be well versed in the development, administration and enforcement of state rules and statutes governing the dental profession, and governing business practice. We will identify risks to avoid, in order to reduce legal exposure. The participant will gain valuable insights, which will protect the ethical provider from the nuisances of frivolous litigation and improve the likelihood for a favorable outcome if a suit is filed.

Learning Objectives:

- 1.) Attendees will understand how to cooperate with the civil litigation processes.
- 2.) Discuss what errors of omission and errors of commission are, and the legal differences of professional medical negligence and medical incompetence in civil cases.
- 3.) Participants will learn from speakers' casework to identify, mitigate and eliminate avoidable risks.
- 4.) Attendees will learn the appropriate considerations, necessary steps and documentation, as well as time-tables to adhere to when severing provider-patient relationships.

Hidden In View

COURSE #:	T2631
TIME:	1:30 p.m.–4:30 p.m.
TUITION:	Dentist \$45 \$55 Team \$35 \$45
CREDITS:	3.0 Fundamental CEs
AGD CODE:	130
AUDIENCE:	D, DH, A, N, T, Adm, DT, ST

The goal of this program is to educate an attendee as to the mechanisms and appearances of injuries in children and adults. Focus will be on the common modalities of injuries including non-intentional, intentional, patterned and mimickers of injury. Lessons from the viewpoints of dentistry, pathology and law enforcement will be shared with the mutual objective being the earliest possible intervention and interruption of harm to our patients, and our friends and families.

Learning Objectives:



- 1.) Attendees will learn to recognize and differentiate among accidental, incidental and intentional injuries and will learn about less visually obvious indications of violence and abuse including: acute, chronic, intermittent and historical. Child, adult, elder and intimate partner cases will be discussed.
- 2.) Participants will receive guidance and resources on mandatory reporting, when necessary, as a healthcare professional or private citizen.
- 3.) Explanations, differentiation and case discussions will be given to educate the attendee as to the criminal acts of human smuggling, and criminal human exploitations of labor and sex trafficking.

JAMISON SPENCER, D.M.D., MS



Dr. Spencer is the Director of Dental Sleep Medicine for the Center for Sleep Apnea and TMJ in Boise, Idaho and Salt Lake City, Utah. He is a Past-President of the American Academy of Craniofacial Pain (AACCP) and lectures internationally on TMD, dental sleep medicine, and head and neck anatomy.



All TMJ Patients are NUTS, Right? How to Evaluate, Diagnosis and Treat the Most Common TMJ Problems

COURSE #:	T2632
TIME:	8:30 a.m.–11:30 a.m.
TUITION:	Dentist  \$45 \$55 Team  \$35 \$45
CREDITS:	3.0 Fundamental CEs
AGD CODE:	180
AUDIENCE:	D, DH, A, DT, ST

TMJ disorders are one of those areas where almost every dentist feels uncomfortable. In dental school we didn't get much classroom information, and little or no clinical experience. Our treatments in practice are often hit and miss, without clarity on why sometimes we hit, and other times we miss. In this lecture Dr. Spencer will review the relevant anatomy and discuss simple examination, diagnosis and treatment techniques that will allow your attendees to STUN their next TMD patients with their understanding of the patient's issues, and allow them to help many more people.

- Learning Objectives:**
- 1.) A review of the relevant anatomy of the head and neck.
 - 2.) Understand basic principles of focused examinations and evaluation for TMD.
 - 3.) Have a straight forward way to diagnose the most common TM disorders.
 - 4.) Understand the treatments for the most common TM disorders.

The Dentist's Role in Obstructive Sleep Apnea: Looking Beyond the Teeth and Saving Lives

COURSE #:	T2633
TIME:	1:15 p.m.–4:15 p.m.
TUITION:	Dentist  \$45 \$55 Team  \$35 \$45
CREDITS:	3.0 Fundamental CEs
AGD CODE:	180
AUDIENCE:	D, DH, A, DT, ST

Dentists are uniquely positioned among healthcare providers to easily evaluate for signs of obstructive sleep apnea. Oral appliance therapy performed by a qualified dentist can also be an effective treatment, literally saving lives. In this lecture Dr. Spencer will review the basics of normal sleep, snoring and obstructive sleep apnea in adults and children. You will most likely be thinking that YOU and everyone you know must have sleep apnea before he is through! Don't worry though, he will also cover diagnosis and treatment of obstructive sleep apnea, including the dentist's role and appliance selection.

- Learning Objectives:**
- 1.) Understand normal sleep and how to improve sleep.
 - 2.) Understand how obstructive sleep apnea affects adults and children.
 - 3.) Become familiar with the dental aspects of screening for and treating OSA.
 - 4.) Understand possible problems and side effects of oral appliance therapy.



TAKE A WORKSHOP!

Look for this icon that identifies courses that are hands-on workshops. These courses are for smaller groups to practice real world techniques with the same dental tools and equipment found in your office. Check the course description carefully for equipment needs, participant requirements, or prerequisites. Some workshops may require mandatory attendance of a lecture portion.

RYAN VET, MBA



Ryan Vet is a globally recognized entrepreneur, keynote speaker, and USA TODAY best-selling author with expertise in leadership, business growth, and emerging technologies. With a background in launching and scaling successful startups—including AI-driven innovations—Ryan understands how technology is reshaping industries like dentistry. As a dynamic speaker, Ryan has inspired audiences on four continents, helping professionals embrace innovation while maintaining a human-centered approach. His insights have been featured in Forbes, ABC, and NBC, making him a sought-after expert on AI, leadership, and customer experience.

When Generations Collide

COURSE #:	T2634		
TIME:	9:30 a.m.–11:30 a.m.		
TUITION:	Dentist	\$35	\$45
	Team	\$25	\$35
CREDITS:	2.0 Elective CEs		
AGD CODE:	550		
AUDIENCE:	D, DH, A, N, T, Adm, DT, ST		

Dive into the intricate dance of generational dynamics within the workplace in this enlightening presentation on leadership across ages. From the Silent Generation to Gen Alpha, this talk unravels the complexities of managing a multi-generational team, highlighting the unique challenges and opportunities each cohort presents. Learn to leverage adaptability and innovation, turning generational diversity into a strategic advantage. Gain insights into bridging communication gaps and enhancing collaboration, equipping you with the tools to foster a cohesive and productive environment. Transform generational differences into a catalyst for organizational growth and success.

Learning Objectives:

- 1.) Recognize the unique influences on each generational cohort.
- 2.) Interpret generational differences in context of societal changes allowing you to more effectively lead across generations.
- 3.) Apply strategic tactics, including lines of questioning, to better understand and relate to various generational cohorts.

Creating Experiences Worth Sharing

COURSE #:	T2635		
TIME:	2:30 p.m.–4:30 p.m.		
TUITION:	Dentist	\$35	\$45
	Team	\$25	\$35
CREDITS:	2.0 Elective CEs		
AGD CODE:	550		
AUDIENCE:	D, DH, A, T, Adm, ST		

In today's experience-driven world, delivering exceptional patient care goes beyond clinical expertise—it's about creating memorable moments that foster trust and loyalty. In this engaging session, Ryan Vet explores the power of intentional experiences, sharing practical strategies to elevate patient interactions and differentiate your dental practice. From small gestures to transformative service strategies, learn how to turn everyday encounters into lasting impressions that keep patients coming back and referring others.

Learning Objectives:

- 1.) Design Memorable Patient Experiences – Implement strategies that turn routine visits into exceptional encounters.
- 2.) Build Stronger Patient Relationships – Foster trust and loyalty through personalized, high-quality interactions.
- 3.) Differentiate Your Practice – Create a standout brand experience that drives patient retention and referrals.



www.ApolloniaPD.com

MICHELLE ANDERSON, BA, LDH

Michelle is a licensed dental hygienist in the state of MN and have been working clinically since 2003. Many of these years have been in a Prosthodontist's office which exposed her to a variety of patients that include, medically compromised, geriatric and special needs patients. She enjoys finding creative solutions to both typical and atypical dental issues. In addition to working clinically, she taught dental hygiene at a small private university as an instructor in the labs, classroom and clinic. For part of that time she was the Clinical Director of the program and played an integral part in the formation and initial curriculum development.

SANDRA JOHNSTON MEINERTS, BS, LDH

As a licensed dental hygienist for the past 30 years and a CPR instructor for the past 15, Sandra has had a diverse career. She has an Associate's Degree in dental hygiene and BS in Psychology. Her path has included clinical hygiene in both small practices and large corporate offices, time as an insurance and payment plan manager, as well as a Community Health worker. She has worked in the educational area of dental hygiene at a small private university and as an OSHA/CPR trainer for private companies. She also instructs in the Dental Assisting Program at Hennepin Technical College.

BLS for Healthcare Providers

LIMITED TO: 32 Attendees

COURSE #:	T2636		
TIME:	1:30 p.m.–4:30 p.m.		
TUITION:	Dentist	\$105	\$130
	Team	\$85	\$105
CREDITS:	No CE credit		
AGD CODE:	142		
AUDIENCE:	D, DH, A, N, T, DT, ST		

WORK
SHOP

Teaches both single-rescuer and team basic life support. This is an interactive, instructor-led CPR/AED course. Be ready to get down on the floor and demonstrate the skills you learn on the mannequins. Wear comfy clothes as this will be physically demanding! After successful completion, you will be issued a course completion e-card that is valid for two years.

Learning Objectives:

- 1.) Trains participants to promptly recognize several life-threatening emergencies.
- 2.) Learn to give high-quality chest compressions, deliver appropriate ventilations and provide early use of an AED.

FRIDAY AT-A-GLANCE

**PRICES GO UP
AFTER MAR. 6!**

COURSE #	SPEAKER	PROGRAM TITLE	TIMES	DENTIST	STAFF
F2601	Bizga	Effective Assisting in the Modern Practice	8:00 a.m.–11:00 a.m.	\$45	\$35
F2602	Bizga	Get It, Got It, Glue It: A Workshop for Terrific Temporization	1:30 p.m.–4:30 p.m.	\$295	\$240
F2603	Cardoza	Twenty First Century Laser-Assisted Dentistry: A Participation Workshop	8:00 a.m.–11:00 a.m.	\$405	\$325
F2604	Cardoza	Dentistry's Role in a Mass Disaster Scenario	2:15 p.m.–4:45 p.m.	\$40	\$30
F2605	Becchetti/ Christopher	All Day Retreat: Team Flossophy	8:00 a.m.–4:30 p.m.	\$150	\$75
F2606	Cohn	Keep the Kids IN your Practice	8:30 a.m.–4:30 p.m.	\$550	\$450
F2607	Daw	Talking Dirty: An Informative and Enlightening Presentation Around OSHA and Infection Control	8:00 a.m.–11:00 a.m.	\$45	\$35
F2608	Dewhirst	Ergonomics: It's A Balancing Act	8:15 a.m.–11:15 a.m.	\$65	\$55
F2609	Dewhirst	Emerging & Re-emerging Diseases: Armies (Biofilms) & Rogues	1:00 p.m.–4:00 p.m.	\$65	\$55
F2610	Donaldson	Meet Your MATE! DEA (MATE) Act Compliance Course	1:00 p.m.–5:00 p.m.	\$50	\$40
F2611	Gloege	From Confusion to Clarity: The Guide to Periodontal Coding	8:15 a.m.–11:15 a.m.	\$45	\$35
F2612	Hein	Navigating the Oral-Gut Axis in Periodontal Patients at Risk for Inflammatory Bowel Disease	8:15 a.m.–11:15 a.m.	\$45	\$35
F2613	Hein	Just Who Do You Think You Are? Exploring Your Role in Caring for Patients with Periodontitis and Diabetes	1:15 p.m.–4:15 p.m.	\$45	\$35
F2614	Hempton	Let's Save Teeth: Practical Periodontology for the RDH	8:15 a.m.–11:15 a.m.	\$45	\$35
F2615	Hempton	Save the Tooth or What's Next?	1:15 p.m.–4:15 p.m.	\$45	\$35
F2616	Hunter	Documentation and the DA	2:30 p.m.–4:30 p.m.	\$35	\$25
F2617	Hurley	Expect More: Exuding Confidence Despite How You Feel	9:30 a.m.–11:30 a.m.	\$55	\$45
F2618	Kademani	Oral Surgery Symposium for Surgical Extractions and Dental Implant Placement for the General Dentist	9:00 a.m.–3:30 p.m.	\$1,290	NA (Dentist Only)
F2619	Klieb	Topics in Oral Cancer: Things You Likely Forgot (But Shouldn't Have)	8:30 a.m.–4:00 p.m.	\$75	\$60
F2620	Kosinski	The Fundamentals of Predictable, Prosthetically Driven Implants	8:30 a.m.–11:30 a.m.	\$45	\$35
F2621	Kosinski	Setting the Foundation for Emergence Profile and Smile Design	1:15 p.m.–4:15 p.m.	\$45	\$35
F2622	Odiatu	The Secret Life of Patients	8:30 a.m.–11:30 a.m.	\$45	\$35
F2623	Odiatu	Transform Your Body Transform Your Practice	1:00 p.m.–4:00 p.m.	\$45	\$35
F2624	Patel	"My Jaw Hurts! What Do I Do?" An Overview of Temporomandibular Disorders, Diagnosis and Management	8:15 a.m.–11:15 a.m.	\$45	\$35
F2625	Patel	Oral Mucosal Lesions: A Step-By-Step Guide to Diagnosis and Management	1:45 p.m.–4:45 p.m.	\$45	\$35
F2626	Thompson/Gora	X-Out Your X-Ray Errors	1:45 p.m.–4:45 p.m.	\$280	\$225
F2627	Tsatalis	Endodontic Nightmares & How to Wake Up From Them: Modern Management of Complications	8:30 a.m.–11:30 a.m.	\$45	\$35
F2628	Tsatalis	Is It Getting Hot In Here? Advanced Techniques for Managing "Hot" Teeth	1:45 p.m.–4:45 p.m.	\$45	\$35
F2629	Wanless	Future-Forward Dental Hygiene: Cutting Edge Instrumentation and Innovations for Patient-Centered Care	2:45 p.m.–4:45 p.m.	\$35	\$25
F2630	Wilson	Anterior and Posterior Restoration Hands-On Introduction	8:15 a.m.–11:15 a.m.	\$220	\$180
F2631	Wilson	Modern Excellence in Composite Dentistry: Elevating Everyday Restorations	1:30 p.m.–4:30 p.m.	\$45	\$35
F2632	Multiple	North Star Fundamental Series	8:00 a.m.–11:30 a.m.	\$45	\$35
F2633	Apollonia PD	BLS for Healthcare Providers	1:30 p.m.–4:30 p.m.	\$105	\$85

TIMOTHY BIZGA, DDS, FAGD



These programs are sponsored in part by an unrestricted educational grant from GC America.

Dr. Tim is a general dentist practicing in Cleveland, Ohio. His background in dentistry is lengthy and diverse. Once a former chairside assistant, he also worked as a dental lab-technician, making his perspective unique among others in the field of dentistry. He received his DDS from the University of Michigan School of Dentistry, where he is also an Adjunct Clinical Assistant Professor. He is a Certified John Maxwell Speaker/Trainer/Coach, and a certified DISC profile trainer.

Effective Assisting in the Modern Practice

COURSE #:	F2601
TIME:	8:00 a.m.–11:00 a.m.
TUITION:	Dentist \$45 \$55 Team \$35 \$45
CREDITS:	3.0 Fundamental CEs
AGD CODE:	250
AUDIENCE:	A, DT, ST

This course is designed FOR dental assistants, EFDAs, and clinical team members seeking the skills necessary to better support their doctors in the modern private practice. A lecture-based program coupled with everyday practice essentials is the foundation of this course. The topics covered will include: material science, efficient workflows, and topics related to patient care and treatment.

GREAT
FOR DENTAL
ASSISTANTS

- Learning Objectives:**
- 1.) Learn key material science involved in everyday restorative procedures.
 - 2.) Discuss technology, and its integration into our office workflows.
 - 3.) Review the soft skills necessary to elevate the patient experience in your sphere of influence.

Get It, Got It, Glue It: A Workshop for Terrific Temporization

LIMITED TO: 24 Attendees

COURSE #:	F2602
TIME:	1:30 p.m.–4:30 p.m.
TUITION:	Dentist \$295 \$370 Team \$240 \$295
CREDITS:	3.0 Fundamental CEs
AGD CODE:	610
AUDIENCE:	D, A, ST

WORK
SHOP

This hands-on workshop benefits the entire chairside team including Doctors, Assistants & Expanded Function. A review of crown and bridge procedures will be discussed to offer tips, tricks, and pearls surrounding crown and bridge procedures with special emphasis on temporization.

GREAT
FOR DENTAL
ASSISTANTS

- "Effective Assisting in the Modern Practice" is a prerequisite for this workshop.**
- Learning Objectives:**
- 1.) Learn key techniques and understand the importance of crown/bridge temporization.
 - 2.) Discuss criteria for proper shade selection, material choice, and use of dental cements.
 - 3.) Review cases that demonstrate pearls and pitfalls that bring it all together.

DON'T FORGET TO PICK UP A LANYARD AND TOTE BAG!

Lanyards sponsored by
pine lake
LAW FIRM PLLC

Tote bags sponsored by
HDS
HARRISON DENTAL STUDIO

ANTHONY CARDOZA, DDS, D-ABFO



Dr. Anthony “Rick” Cardoza is a forensic dental consultant for the County of San Diego Office of the Medical Examiner, County of Imperial, Office of the Coroner, Riverside County Coroner’s Office, State of California Department of Justice and is a member of the California Office of Emergency Services (CalOES). Dr. Cardoza graduated from Northwestern Dental School in 1985 and maintains a general dental practice in San Diego, California. Dr. Cardoza is a Fellow of the American Academy of Forensic Sciences and is a Diplomate of the American Board of Forensic Odontology.

Twenty First Century Laser-Assisted Dentistry: A Participation Workshop

LIMITED TO: 24 Attendees

COURSE #:	F2603
TIME:	8:00 a.m.–11:00 a.m.
TUITION:	Dentist \$405 \$510 Team \$325 \$405
CREDITS:	3.0 Fundamental CEs
AGD CODE:	135
AUDIENCE:	D, DH

WORK
SHOP

Take your practice to a higher level integrating new laser technology. Improve your clinical and aesthetic results, while increasing your production, bottom line, and patient satisfaction. This program covers laser applications, safety, and physics. Participants will experience hands on laser applications for both soft and hard tissue including cavity preps, bone ablation, gingivectomy, and troughing for retraction using pig jaws and extracted teeth. The program brings together today’s technology to give your patient a better dental experience.

Learning Objectives:

- 1.) Understand basic laser safety and physics.
- 2.) Learn clinical applications of dental erbium and diode lasers.
- 3.) Use the laser (hands on) in a simulated dental environment using pig jaws and extracted teeth.
- 4.) Participants will experience hands on lasers.
- 5.) The participant will have a thorough understanding of the clinical applications of the erbium and diode laser.
- 6.) Understand basic clinical applications of the erbium and diode laser and experience the feel of the laser in the participant’s hands.

Dentistry’s Role in a Mass Disaster Scenario

COURSE #:	F2604
TIME:	2:15 p.m.–4:45 p.m.
TUITION:	Dentist \$40 \$50 Team \$30 \$40
CREDITS:	2.5 Fundamental CEs
AGD CODE:	145
AUDIENCE:	D, DH, A, N, Adm, ST

Dr. Cardoza will discuss the evolution of mass disaster management from the perspective of forensic dentistry. Learn how forensic dentists have participated in events such as commercial airline crashes, tsunamis, hurricanes, and wildfires. See how the postmortem record collection has evolved from analog to digital along with the integration of dental postmortem software programs.

This presentation is graphic in nature.

Learning Objectives:

- 1.) Understand the evolution of mass disaster management from the perspective of forensic dentistry.
- 2.) Recognize the use of dental records in a mass disaster.
- 3.) Understand the role of the forensic dentist in a mass fatality.

BRUCE CHRISTOPHER, M.A., LP, CSP



Psychologist and Humorist, Bruce Christopher. Laugh ‘til you cry. Learn ‘til you change. At the heart of it all, what separates Bruce from the pack is his outrageously funny dynamic delivery of today’s hot topics. Bruce inspires audiences internationally by giving them real, immediate solutions for change without fluff and hype.

All Day Retreat: Team Flossophy

COURSE #:	F2605
TIME:	8:00 a.m.–4:30 p.m.
TUITION:	Dentist \$150 \$190 Team \$75 \$95
CREDITS:	7.0 Fundamental CEs
AGD CODE:	550
AUDIENCE:	D, DH, A, N, T, Adm, DT, ST

SMALL
GROUP

Join us for this unique team opportunity! Bruce and Hillary will lead an engaging team-building seminar, focusing on communication and conflict resolution. This will be an interactive session, with hands-on activities and group discussions. Participants will identify team “pain points” and strategize action plans to resolve issues. At the end of the day teams will leave with concrete strategies to implement in their workplace!

This team retreat will include breakfast and lunch! Teams can consist of 4-10 people and must include at least one dentist.

Learning Objectives:

- 1.) Learn effective team communication and conflict resolution strategies.
- 2.) Identify and understand the challenges of different roles in the dental office.
- 3.) Create and implement an action plan for improving team effectiveness.

HILLARY BECCHETTI, JD



Hillary Harms Becchetti grew up in the world of dentistry. Both of her parents were dentists and she has spent her entire life surrounded by the dental profession. It is no surprise that she decided to focus solely on dental transactions. Hillary is the owner and founder of Pine Lake Dental Law and Transitions, a full service law and transition firm that counsels and represents dentists. She is a licensed attorney in Minnesota, Wisconsin and South Dakota.

AUDIENCE
CODES

D	H	A	N	T	Adm	DT	ST
DENTIST	HYGIENIST	ASSISTANT	NURSE	DENTAL TECH	ADMINISTRATIVE PERSONNEL	DENTAL THERAPIST	STUDENT DENTIST

CARLA COHN, DMD



Dr. Cohn is a general dentist, devoted solely to the practice of dentistry for children. She graduated from the University of Manitoba in 1991 and then went on to complete a post-graduate internship in Pediatric Dentistry. Since then, Dr. Cohn has devoted herself to the care and treatment of children only. She maintains a private practice at Kids Sleep Dentistry Winnipeg Canada. Dr. Cohn is a partner, and has surgical privileges at Western Surgery Centre, a private surgical clinic. In addition to private practice, she is a part time clinical instructor at College of Dentistry at the University of Manitoba.

Keep the Kids IN your Practice

LIMITED TO: 30 Attendees

COURSE #:	F2606
TIME:	8:30 a.m.-4:30 p.m.
TUITION:	Dentist \$550 \$680 Team \$450 \$550
CREDITS:	7.0 Fundamental CEs
AGD CODE:	430
AUDIENCE:	D

WORK
SHOP

As a general practitioner, you should be able to care for most of the kids in your practice, without having to refer them out to the pediatric dentist across town. Taking care of your kids should be fun and stress free. Learn how with the most up to date methods and techniques for intra-coronal restorations, primary dentition full coverage, pulpotomies and more. Step by step instructions will be provided to help you become a superstar with the kids and parents in your practice. You've heard it before—treat your kids well and your practice will soar.

Includes lunch.

Learning Objectives:

- 1.) Learn efficient reliable pediatric methods and techniques.
- 2.) Effectively treat anterior and posterior primary dentition decay.
- 3.) Successfully diagnose and treat pulpally involved teeth with new materials.

KAREN DAW, MBA, CECM, CDIPC



Karen Daw, MBA, CECM, CDIPC, is a nationally recognized speaker and author with multiple accolades in the field of dental safety. She is an OSHA-authorized trainer and provides consulting services to dental practices, corporations, colleges, and hospitals nationwide. Karen holds a BA from The Ohio State University and an MBA with a focus on Healthcare Administration and Business Management. Karen's exceptional skills led her to be recruited from the Emergency Department to the role of Health and Safety Director at the OSU College of Dentistry. She's involved in significant national projects and was in the inaugural class for the CDIPC exam.

Talking Dirty: An Informative and Enlightening Presentation Around OSHA and Infection Control

COURSE #:	F2607
TIME:	8:00 a.m.-11:00 a.m.
TUITION:	Dentist \$45 \$55 Team \$35 \$45
CREDITS:	3.0 Fundamental CEs <i>Infection Control</i>
AGD CODE:	148
AUDIENCE:	D, DH, A, N, T, Adm, DT, ST

Discover the ultimate infection control and OSHA training! Look at the same subject from a completely different perspective, and earn CE credits, all while keeping your team and patients super safe. With a dash of beachy breeze vibes, we'll breathe new life into your safety program. Get ready to rev up your protection like a finely tuned sports car!

Join "The OSHA Lady" Karen Daw for a fun and efficient workshop tailored exclusively for dental healthcare professionals. Prepare for an entertaining, interactive, and potentially life-saving experience as we tackle essential topics like PPE, Instrument Processing, and Waterline testing.

Learning Objectives:

- 1.) Discuss key recommendations from the CDC and OSHA that will keep your dental office up to date on the latest guidelines.
- 2.) Review checklists and resources to streamline procedures, reduce liability, and enhance safety for the well-being of team members, patients, and the practice.
- 3.) Practice proper donning of PPE like masks (yes, seriously, masks!).
- 4.) Fulfill your team's annual OSHA training simultaneously!

The Classifieds



Reach thousands of people over a three-day period with an 8½" x 11" announcement that may be posted on our Classifieds Board located near registration. Post job openings for dental team members or for dentists seeking positions, practices, partners, associates, or buyers. Post volunteer opportunities or notices for upcoming study club meetings. All postings are free!

NANCY DEWHIRST, RDH



Nancy graduated from USC, practiced dental hygiene for 20 years, is adjunct dental hygiene faculty at WCU, and is a member of Sigma Phi Alpha. She is consistently listed as one of the nation's "Leaders in CE", present over 90 seminars a year, at major U.S. and Canadian Dental Conferences. She is a member of the California Dental Association Speakers Bureau, AAMI/ANSI/ADA Standards Committees, Editor-in-Chief of OSAP (ADS)'s Infection Control In Practice, recipient of OSAP Chairman of the Board Special Citation for Advancing Dental Safety and has published in many articles and dental textbooks and guidance documents.

Ergonomics: It's A Balancing Act




COURSE #:	F2608			SMALL GROUP
TIME:	8:15 a.m.–11:15 a.m.			
TUITION:	Dentist		\$65	\$80
	Team		\$55	\$65
CREDITS:	3.0 Elective CEs			
AGD CODE:	150			
AUDIENCE:	D, DH, A, T, Adm, DT, ST			

Be ready to move! This active class invites attendees to get up, stretch, and practice activities that lead to a long dental career with improved clinical precision while avoiding injury and pain! The causes, physiology, and prevention of various cumulative trauma disorders are shown, focusing on upper extremity, spinal and joint pathologies. Evaluate preventive strategies, including equipment design, body positioning and conditioning and enhanced visualization. Practice stretching and strengthening exercises to reduce pain, preserve range of motion and optimize personal career excellence and longevity.

Learning Objectives:

- 1.) Evaluate various physical signs and symptoms of cumulative trauma disorders commonly found in dental workers.
- 2.) Understand the physiology of representative cumulative trauma disorders.
- 3.) Practice and evaluate stretching and strengthening exercises and strategies intended to reduce risk of work-related injuries and to promote greater clinical control and efficiency.
- 4.) Compare ergonomic features of dental equipment and technology that benefit workers and patients.

Emerging & Re-emerging Diseases: Armies (Biofilms) & Rogues

COURSE #:	F2609			
TIME:	1:00 p.m.–4:00 p.m.			
TUITION:	Dentist		\$65	\$80
	Team		\$55	\$65
CREDITS:	3.0 Fundamental CEs <i>Infection Control</i>			
AGD CODE:	148			
AUDIENCE:	D, DH, A, N, Adm, DT, ST			

This seminar explores personal health issues such as new and altered diseases of importance to dental professionals, expanding on the topics covered in annual infection control and OSHA training. Attention is given to resistant pathogens, biofilm diseases, and pathogens with pandemic potential, particularly respiratory diseases. Leave with a plan for managing today's microbial challenges using Standard and Transmission-based precautions, including building air safety control.

Learning Objectives:

- 1.) Discuss the nature of biofilm diseases, including sources of exposure.
- 2.) Explain resistant infectious diseases and discuss how to avoid them.
- 3.) Be informed of and prepared for evolving safety challenges.
- 4.) Select infection control and safety strategies for usual and unusual disease risks.

MARK DONALDSON, BSP, ACPR, PHARMD, FASHP, FACHE



Dr. Donaldson received his baccalaureate degree from the University of British Columbia & his Doctorate in Clinical Pharmacy from the University of Washington. He has practiced as a clinical pharmacy specialist, clinical coordinator and director of pharmacy services at many healthcare organizations in both Canada and the United States. Dr. Donaldson is a Clinical Professor at the University of Montana, Clinical Associate Professor at the Oregon Health & Sciences University, and affiliate faculty in Dentistry at UBC. He has lectured internationally to both dental and medical practitioners focusing on dental pharmacology and therapeutics, and is a leader in the field.

Meet Your MATE! DEA (MATE) Act Compliance Course

COURSE #:	F2610
TIME:	1:00 p.m.–5:00 p.m.
TUITION:	Dentist \$50 \$65 Team \$40 \$50
CREDITS:	4.0 Fundamental CEs <i>Opioid Training</i>
AGD CODE:	200
AUDIENCE:	D, DH

On March 28, 2023 the U.S. Drug Enforcement Administration (DEA) issued guidance outlining requirements for a one-time, eight-hour training, "on the safe pharmacological management of post-operative dental pain." The Medication Access and Training Expansion (MATE) Act requires all DEA-registered providers to complete this training. This means YOU! In compliance with this new law our comprehensive curriculum will provide four of the eight hours required to renew your DEA license.

Learning Objectives:

- 1.) Discuss MATE Act and understand the new DEA requirements.
- 2.) Describe the different analgesics available and appropriate prescribing.
- 3.) Explain why narcotic-containing analgesics should not be routinely prescribed for post-operative dental pain.

DILAINE GLOEGE, CDA, CPC



Dilaine Gloege CDA, CPC, is renowned for her extensive expertise in coding and insurance, Dilaine has built a formidable reputation in the dental industry. The seven years she spent working alongside Dr. Charles Blair and Practice Booster marked a significant chapter in her professional journey, during which she played a pivotal role in developing essential coding and insurance resources for dental teams. She has recently embarked on an exciting new role as a legal analyst for the esteemed firm Flannery | Georgalis assisting dentists in navigating audits, investigations and other legal matters, complementing her celebrated 38-year career in dentistry.

From Confusion to Clarity: The Guide to Periodontal Coding

COURSE #:	F2611		
TIME:	8:15 a.m.–11:15 a.m.		
TUITION:	Dentist	EB \$45	\$55
	Team	EB \$35	\$45
CREDITS:	3.0 Elective CEs		
AGD CODE:	550		
AUDIENCE:	D, Adm		

Navigating dental coding complexities can be daunting. This course provides essential tools for precise coding and successful claims adjudication. Explore accurate coding for surgical and non-surgical periodontal procedures while learning strategies to optimize reimbursement. Proper documentation is vital for successful claims processing. Gain expert insights to empower your practice with precision in periodontal coding and maximize reimbursement outcomes!

GREAT FOR
FRONT OFFICE

Learning Objectives:

- 1.) Identify the correct CDT codes for various periodontal procedures.
- 2.) Demonstrate specificity in clinical documentation.
- 3.) Append the appropriate supporting documentation for accurate claims adjudication.

CASEY HEIN, BSDH, RDH, MBA



Casey is an internationally- recognized speaker and extensively-published author with over 40 years' experience as a dental hygienist in private practice, public health, education, and government. She founded the first publication on oral-systemic science, Grand Rounds in Oral-Systemic Medicine and has pioneered medical-dental integration. As an Assistant Clinical Professor in Periodontics and Director of Education (retired) of the International Centre for Oral-Systemic Health at the University of Manitoba, she led the development of the first comprehensive curriculum about oral health for non-dental healthcare providers, winning for the University the prestigious William J. Gies Award for Outstanding Innovation.

Navigating the Oral-Gut Axis in Periodontal Patients at Risk for Inflammatory Bowel Disease

COURSE #:	F2612		
TIME:	8:15 a.m.–11:15 a.m.		
TUITION:	Dentist	EB \$45	\$55
	Team	EB \$35	\$45
CREDITS:	3.0 Fundamental CEs		
AGD CODE:	490		
AUDIENCE:	D, DH, A, T, Adm, DT, ST		

The growing body of evidence of a bi-directional association between periodontitis and inflammatory bowel diseases (IBD) requires oral healthcare providers to learn about the oral-gut axis and how microbial and immune factors synergistically compound the pathogenesis of both diseases. Physical connection of the oral and intestinal mucosa provides a seamless portal of entry for the continuous translocation of ingested oral pathobionts to the digestive tract, initiating inflammatory-driven damage. We also know that a healthy gut microbiota decreases the risk for ectopic gut colonization by ingested oral pathobionts. At stake is both the oral and systemic health of these patients.

Learning Objectives:

- 1.) Describe recent evidence of the potential for translocation of oral pathobionts to the gastrointestinal tract, both directly and indirectly.
- 2.) Identify patients with signs and symptoms of IBD and stress to at risk patients the importance of following up with their physicians.
- 3.) Educate patients about the bidirectional intermucosal connection between the oral cavity and the intestinal tract, the threat periodontitis poses to gastrointestinal health, and how harmonious intestinal floras may facilitate control of periodontitis.
- 4.) Implement diagnostic, and adjunctive treatment protocols that enhance outcomes of periodontal treatment, including the most advanced periodontal recording technology, the use of hydrogen peroxide tray therapy, and intestinal probiotics with inflammatory-regulating properties.
- 5.) Begin collaborating with gastrointestinal specialists by introducing yourself through written correspondence, providing key research articles, and implementing bi-lateral point-of-care screening and cross-referral of patients.

Just Who Do You Think You Are? Exploring Your Role in Caring for Patients with Periodontitis and Diabetes

COURSE #:	F2613		
TIME:	1:15 p.m.–4:15 p.m.		
TUITION:	Dentist	EB \$45	\$55
	Team	EB \$35	\$45
CREDITS:	3.0 Fundamental CEs		
AGD CODE:	490		
AUDIENCE:	D, DH, A, T, Adm, DT, ST		

Periodontal science has evolved into such a rich evidence base that it has irrevocably obligated oral healthcare providers to advance into the primary healthcare arena. And, there's no better place to start than targeting patients with periodontitis and diabetes. Growth in the incidence of diabetes and the interrelationship between diabetes and periodontitis coalesce to produce a clarion call for oral healthcare providers: it's time to take our place in the war on diabetes. This 'new calling' is one of the most promising opportunities in fulfilling our role as a non-physician primary care provider. Let's do this!

Learning Objectives:

- 1.) Better educate patients about the biological mechanisms implicated in the interrelationship between diabetes and periodontitis.
- 2.) Identify patients who have asymptomatic or poorly controlled diabetes and refer those at risk to the appropriate healthcare provider.
- 3.) Perform chairside glucose testing with professional glucose testing devices.
- 4.) Determine how patients' HbA1c should inform the classification of periodontitis, including staging and grading in patients who have diabetes.
- 5.) Identify periodontal instability and implement therapeutic strategies for long-term stabilization of the reduced periodontium of patients with diabetes.

TIMOTHY HEMPTON, D.D.S., DIP. ABP



Dr. Timothy Hempton is a Diplomate of the American Board of Periodontology and also maintains a private practice Limited to Periodontics and Dental Implants in Dedham, MA. Currently he is an Adjunct Associate Clinical Professor at Tufts University School of Dental Medicine and lecturer at the Veterans Affairs hospital in Boston, MA. Dr. Hempton previously served as the Director of the postdoctoral program in Periodontology at Tufts and prior to his appointment at Tufts was a clinical instructor at Harvard School of Dental Medicine.

Let’s Save Teeth: Practical Periodontology for the RDH

COURSE #:	F2614
TIME:	8:15 a.m.–11:15 a.m.
TUITION:	Dentist \$45 \$55 Team \$35 \$45
CREDITS:	3.0 Fundamental CEs
AGD CODE:	490
AUDIENCE:	DH

In addition to providing patient care, dental hygienists educate and advise their patients regarding etiology/risk factors, proposed therapeutic options, prognosis, and the treatment experience. In the context of the new periodontal diagnosis and classification system this program will present documentation of various clinical cases treated with non- surgical therapy and surgical therapy. These cases will illustrate how practical periodontal therapy can be utilized to provide health, restore the periodontium and improve esthetics for our patients. Scientific evidence supporting the periodontal therapy used in each clinical case is examined.

GREAT
FOR DENTAL
HYGIENISTS

Learning Objectives:

- 1.) Review systemic and local risk factors for the development of periodontal disease.
- 2.) Review the impact of non-surgical therapy on the subgingival biofilm.
- 3.) Review the value of systemic and locally delivered antibiotics in attachment gain.
- 4.) Describe the limitations of non-surgical debridement and indications for surgical intervention.

Save the Tooth or What’s Next?

COURSE #:	F2615
TIME:	1:15 p.m.–4:15 p.m.
TUITION:	Dentist \$45 \$55 Team \$35 \$45
CREDITS:	3.0 Fundamental CEs
AGD CODE:	490
AUDIENCE:	D

Clinical cases involving successful outcomes utilizing surgical periodontal therapy will be contrasted with cases deemed to have a poor prognosis and treated with extraction, ridge preservation and implant therapy. Clinical and radiographic parameters which indicate the potential for a positive prognosis with periodontal therapy are reviewed. Techniques to save teeth i.e. periodontal regeneration /repair, crown lengthening, and exposure of ectopic canines with subsequent orthodontic extrusion will be presented. In clinical cases where the tooth was deemed to have hopeless prognosis, procedures for ridge preservation/augmentation will be reviewed. The rationale for choosing tooth retention versus extraction will be discussed.

Learning Objectives:

- 1.) Learn clinical and radiographic findings for predictable regenerative outcomes.
- 2.) Review periodontal regenerative techniques and materials.
- 3.) Examine indications/ contraindications crown lengthening.
- 4.) Describe methods and materials utilized in alveolar ridge preservation/augmentation.

TIJA HUNTER, CDA



Tija Hunter, CDA, EFDA, CDIA, CDSO, MADAA, began her dental assisting career in 1981 and has never looked back. Being named one of the “Top 25 Women in Dentistry” by Dental Products Report was one of the highlights of her career. She is a former vice president of the American Dental Assistants Association, where she holds the honor of Master. Her passion now is training dental teams and helping with systems and workflow. Hunter’s love of traveling takes her all over the world, where she speaks to dental assistants and dental teams.

Documentation and the DA

COURSE #:	F2616
TIME:	2:30 p.m.–4:30 p.m.
TUITION:	Dentist \$35 \$45 Team \$25 \$35
CREDITS:	2.0 Fundamental CEs
AGD CODE:	565
AUDIENCE:	A

Doctors and Hygienist were taught how to write chart notes in school, but dental assistants were not. Lawyers say we are an easy target because our documentation in all areas is the worst! Patient chart notes are legal documents and are considered evidence in a court of law and/ or used by the dental board in the case of a patient complaint.

GREAT
FOR DENTAL
ASSISTANTS

Learning Objectives:

- 1.) Understand the importance of accurate chart notes and documentation.
- 2.) Discover simple ways make complete chart notes.
- 3.) Learn how to construct your notes completely and easily.

JANICE HURLEY, B.S. ORGANIZATIONAL BEHAVIOR



Janice Hurley is known as Dentistry's Image Expert on Practice Impact & Professional Branding. Janice is convinced you can attract and keep the ideal patient with UP TO DATE marketing. As a dental consultant, she helps professionals increase treatment acceptance and attract high-quality patients. She works with dental and hygiene schools to help graduates achieve their desired presence. Her goal is for everyone to utilize their professional energy to achieve success.

Expect More: Exuding Confidence Despite How You Feel

COURSE #:	F2617
TIME:	9:30 a.m.–11:30 a.m.
TUITION:	Dentist \$55 \$70 Team \$45 \$55
CREDITS:	2.0 Fundamental CEs
AGD CODE:	550
AUDIENCE:	D, DH, A, Adm

Confidence is contagious. Learn what it takes to have patients see you in the “best light”, so they feel safe and confident in your abilities, and move forward with recommended treatment. It's rewarding to understand that your professional success and personal fulfillment depend on you and the characteristics you CAN control. Ongoing practice success is a result of your relationships and your ability to have an optimal response to others. Make positive changes to your professional image and personal expression so your patients are as comfortable as possible.

Learning Objectives:

- 1.) Attendees will have a proactive mindset towards communicating with patients and peers.
- 2.) Each attendee will add to their list of skills the ability to empower themselves with increased resilience.
- 3.) Understanding the impact of what is said and how it is said will increase awareness and outcome so your patients' experience is stress-free and they understand treatment care.
- 4.) Body language skills will be employed along with proactive verbiage to move patients towards increased health.

DEEPAK KADEMANI, DMD, MD, FACS



Dr. Kademani's dental, medical degrees and surgical residency in OMS education was at the University of Pennsylvania, followed by a fellowship in Head and Neck Surgery. He is board certified by the ABOMS and has a Certificate of Added Qualification in Head and Neck Oncologic and Reconstructive Surgery. He taught at the Mayo Clinic and the University of Minnesota and completed terms as the Chief of Surgery and Chief of Staff at North Memorial Health. He is currently President and Medical Director at Minnesota Oral and Facial Surgery. He lectures nationally and internationally and is a prolific author. He has served as President of the MSOMS and was recently elected as Director of the ABOMS.

Oral Surgery Symposium for Surgical Extractions and Dental Implant Placement for the General Dentist

LIMITED TO: 24 Attendees

WORK
SHOP

COURSE #:	F2618
TIME:	9:00 a.m.–3:30 p.m.
TUITION:	Dentist \$1,290 \$1,610 Team NA (Dentist Only)
CREDITS:	5.5 Fundamental CEs
AGD CODE:	310
AUDIENCE:	D

This is a hands-on course, utilizing human cadaver specimens, designed to provide dental professionals with education to broaden their clinical skills in oral surgery with a focus on dental extractions, ridge preservation in preparation for dental implant surgery. Emphasis will be placed on clinical case selection, armamentarium, biologic principles of bone grafting, surgical technique and avoidance and management of postoperative complications. The course is suited for all dental practitioners that wish to enhance their skills and knowledge in oral surgery. At the end of the course participants should be well prepared to incorporate these techniques into their practice.

Includes lunch.

Learning Objectives:

- 1.) Understand the basic principles and case selection for patients undergoing dental extractions with ridge preservation.
- 2.) Hands on clinical experience with live demonstration and practice of surgical techniques.
- 3.) Learn the principles of dental implant surgery.
- 4.) Strategies for avoidance and management of complications.


WDA MEMBER BREAKFAST

Friday, April 24
7:00 am–8:30 am
317 on Rice Park Event Center



The Wisconsin Dental Association invites WDA members attending the 2026 Star of the North Meeting to join them for breakfast next door to the convention center.

HAGEN KLIEB, DMD, MSC, FRCDC



Dr. Klieb is an oral and maxillofacial medicine and pathology specialist and clinician at the University of Toronto's Sunnybrook Health Sciences Centre with cross appointments to the departments of dentistry and laboratory medicine. He is active in dental and medical education as well as research with a particular interest in oral cancer.

Topics in Oral Cancer: Things You Likely Forgot (But Shouldn't Have)

COURSE #:	F2619
TIME:	8:30 a.m.–4:00 p.m.
TUITION:	Dentist \$75 \$95 Team \$60 \$75
CREDITS:	6.0 Fundamental CEs
AGD CODE:	730
AUDIENCE:	D, DH, A, N, DT, ST

Part 1. Oral Cancer: The Patient's Experience. This course will review the oral cancer patient's journey—from the initial visit to the dentist to cancer treatment to reconstruction and beyond.

Part 2. Oral Precancer and Cancer: What Should Make Me Suspicious?. It is not uncommon for dentists to encounter oral lesions and it is imperative to know what features should elicit concern for oral precancer and cancer.

Part 3. Human Papilloma Virus (HPV): What the Dental Team Must Know. HPV causes oropharyngeal cancer, with cases rising significantly in recent years. This course will examine the dentists role in diagnosis and prevention.

Learning Objectives:

- 1.) The diagnosis of oral cancer, including the biopsy procedure and relaying results.
- 2.) Contemporary management of oral cancer including new advances.
- 3.) The role of the dentist in all phases of care (pre-, peri- and post-cancer care).
- 4.) Trends in oral precancer and cancer.
- 5.) Methods of identification and features that should raise concern.
- 6.) Proper documentation, formation of a differential diagnosis and diagnostic approach.
- 7.) How and when to refer (the do's and don't's).
- 8.) Understand the link between HPV and oropharyngeal cancer.
- 9.) Recognize the oral manifestation of HPV-related diseases.
- 10.) Discuss the role of HPV vaccination in cancer prevention.
- 11.) Improve patient communication regarding HPV risks and prevention.

TIMOTHY KOSINSKI, DDS, MAGD



Dr. Timothy Kosinski is an Affiliated Adjunct Clinical Professor at the University of Detroit Mercy School of Dentistry. He is the Editor of the AGD journals General Dentistry and AGD Impact; was named editor of IMPLANTS TODAY, the implant publications of DENTISTRY TODAY. He received his DDS from the University of Detroit Mercy and Mastership in Biochemistry from Wayne State University School of Medicine. He is a Diplomate of the American Board of Oral Implantology; fellow of American Academy of Implant Dentistry. He has placed 20,000 dental implants; published 290 articles on the surgical and prosthetic phases of implant dentistry.

The Fundamentals of Predictable, Prosthetically Driven Implants

COURSE #:	F2620
TIME:	8:30 a.m.–11:30 a.m.
TUITION:	Dentist \$45 \$55 Team \$35 \$45
CREDITS:	3.0 Fundamental CEs
AGD CODE:	690
AUDIENCE:	D, ST

This course will demonstrate practical step-by-step protocols in ideal dental implant surgical placement and various designs and treatment plans for prosthetic reconstruction. Attendees will leave with a comprehensive understanding of the benefits of implant dentistry to their patients.

Learning Objectives:

- 1.) Diagnose and treatment plan single-unit cases.
- 2.) Implement single-unit implant prosthetics using a two-appointment implant restoration protocol.
- 3.) Create anterior esthetics with dental implants.
- 4.) Administer techniques for proper atraumatic extractions for future implant sites.
- 5.) Demonstrate predictable socket grafting techniques.
- 6.) Discuss ridge splitting and sinus elevation protocols.

Setting the Foundation for Emergence Profile and Smile Design

COURSE #:	F2621
TIME:	1:15 p.m.–4:15 p.m.
TUITION:	Dentist \$45 \$55 Team \$35 \$45
CREDITS:	3.0 Fundamental CEs
AGD CODE:	690
AUDIENCE:	D, A, ST

Prosthetics are dictating surgical applications in modern implant dentistry. This course will equip practitioners with specific and simple protocols that will provide competence and confidence in placing dental implants and achieving optimal restorative outcomes. Discussion will include surgical and prosthetic techniques to establish healthy tissue contours for smile design and emergence profiles. Simple and cost-effective socket grafting will also be discussed in preparation for surgical placement of dental implants.

Learning Objectives:

- 1.) Review of vital anatomy.
- 2.) Atraumatic extraction techniques.
- 3.) Site preparation for dental implant placement: what are the rules?
- 4.) Surgical placement of implants after site preparation to maximize prosthetic function and esthetics.
- 5.) Single tooth replacement to full arch implant-retained prosthesis fabrication.

UCHE ODIATU, BA, DMD, CERT PERSONAL TRAINER



Uche Odiatu DMD is a professional member of the American College of Sports Medicine and a practicing dentist in Toronto. This busy health care professional is an NSCA Certified Personal Trainer, Certified Yoga Instructor, Certified Boot Camp Instructor and has given 700 plus lectures in England, Canada, the USA, the Bahamas, Denmark, Bermuda & Norway. Has been the invited guest in over 400 radio and TV shows from Alaska to Atlanta and from NYC to California. He won a 2023 Lifetime Achievement award from The Global Dental Summit. Visit @FitSpeakers on Instagram.

The Secret Life of Patients

COURSE #:	F2622
TIME:	8:30 a.m.–11:30 a.m.
TUITION:	Dentist \$45 \$55 Team \$35 \$45
CREDITS:	3.0 Fundamental CEs
AGD CODE:	730
AUDIENCE:	D, DH, A, N, T, Adm, DT, ST

What our patients do at home doesn't stay at home. Their Inflammatory lifestyle habits stoke the flames in their blood vessels and overload their healing reserves. Our patients don't leave their stressful careers, poor sleeping patterns (insomnia, apnea, snoring), their physical fitness (or lack) or their eating patterns (mindless eating and faddish diets) at home when they sit in your chair. There's irrefutable scientific evidence that our patients' habits ramp up inflammation or dial it down. Well adjusted, rested, physically active, healthy eating patients enjoy an optimal physiology that supports a better response to our prevention/restorative interventions.

Learning Objectives:

- 1.) Gain greater insight into the relationship between chronic inflammation & disease.
- 2.) Learn not only the importance of well rested patients but how to inspire and motivate the overtired exhausted ones to seek out solutions ie wear their CPAP or MAD devices.
- 3.) Discover how modern eating habits can dial down or ramp up inflammation and how it affects your treatment outcomes.
- 4.) Understand why your sedentary patients (NOTE: 80% of Americans spend most of their day sitting) don't heal as well as your active living patients.

Transform Your Body, Transform Your Practice

COURSE #:	F2623
TIME:	1:00 p.m.–4:00 p.m.
TUITION:	Dentist \$45 \$55 Team \$35 \$45
CREDITS:	3.0 Elective CEs
AGD CODE:	730
AUDIENCE:	D, DH, A, N, T, Adm, DT, ST

Want to learn about Zone 2 cardio, mixed methods workouts, an ideal morning wake up stretching routine, functional exercise and its ergonomic impact on your miraculous body? This invigorating presentation was designed to give the health care professional simple strategies on how they can exercise regularly and develop a fitness modus operandi. The research shows that physically active professionals have stronger resilience, faster reaction time, more energy and sharper cognitive ability than their inactive counterparts. Most health care professionals are surprised to uncover the robust science between their personal health and their professional performance.

Learning Objectives:

- 1.) Learn insider strategies to slow the aging process (morning light exposure), improve your posture (fascia is your friend), release chronic muscle pain, improve your range of motion & work/play pain-free.
- 2.) Develop a fitness mindset of a) mixed methods workouts b) HIIT training, c) Zone 2 Cardio d) functional exercise patterns.
- 3.) Gain insight into how NEW nutrition scientific findings can positively influence your body's ability to recover, heal and grow stronger—Intermittent fasting, probiotics, fermented foods, organic foods, key supplements (ie creatine), mindful eating and more...



SEENA PATEL, DMD, MPH



Dr. Seena Patel is an orofacial pain and oral medicine dentist in Phoenix, AZ. She loves dentistry and began her journey at the Arizona School of Dentistry and Oral Health. There, she found her passion for public health, research, and oral diseases, and then completed a 2-year residency in orofacial pain and oral medicine. She is a Diplomate of both the American Board of Orofacial Pain and the American Board of Oral Medicine. She works in both private practice and as an Associate Professor at the Arizona School of Dentistry & Oral Health.

“My Jaw Hurts! What Do I Do?” An Overview of Temporomandibular Disorders, Diagnosis and Management

COURSE #:	F2624
TIME:	8:15 a.m.–11:15 a.m.
TUITION:	Dentist \$45 \$55 Team \$35 \$45
CREDITS:	3.0 Fundamental CEs
AGD CODE:	730
AUDIENCE:	D, DH

Temporomandibular disorders (TMDs) affect approximately 10% of the general population. Obtaining an appropriate diagnosis and treatment plan can be perplexing. This course will review the types of TMDs: arthrogenous disorders, myogenous disorders, internal derangements, as well as other uncommon joint conditions. Etiology, pathogenesis, pain mechanisms and dysfunction, examination methods, diagnostic tests, and management strategies will be discussed. Dentists will learn how to easily differentiate between muscle vs. joint conditions and implement medical, dental, pharmacologic, and behavioral treatments. Clinical case studies will be presented to illustrate the treatment of the various TMDs.

Learning Objectives:

Upon completion of this course, the participant will be able to:

- 1.) Identify patients with TMDs and treat uncomplicated conditions.
- 2.) Describe the underlying pain mechanisms and dysfunction of the orofacial structures.
- 3.) Perform a comprehensive head and neck examination and oral diagnostic evaluation.
- 4.) Define the specific TMD diagnoses.
- 5.) Manage TMDs through non-pharmacological methods, including splint therapy, interventional therapy, and physical medicine.
- 6.) Select, administer and prescribe pharmacological agents in the treatment of TMDs.

Oral Mucosal Lesions: A Step-By-Step Guide to Diagnosis and Management

COURSE #:	F2625
TIME:	1:45 p.m.–4:45 p.m.
TUITION:	Dentist \$45 \$55 Team \$35 \$45
CREDITS:	3.0 Fundamental CEs
AGD CODE:	730
AUDIENCE:	D, DH, A, N, DT, ST


Dental providers are the first-line clinicians patients see for oral lesions. However, appropriately diagnosing and managing oral mucosal diseases can be challenging, and patients often see several providers before obtaining a correct diagnosis. A sound understanding of oral mucosal diseases and following a systematic approach to diagnosis can help prevent unnecessary office visits, diagnostic tests, treatments, and most importantly, a delayed diagnosis. This presentation will outline conditions affecting the oral soft tissues and how to manage them. It will aid clinicians in forming differential diagnoses and in understanding how to order appropriate diagnostic tests.

Learning Objectives:

Upon completion of this course, the participant will be able to:

- 1.) Identify a systematic approach to diagnosing oral mucosal lesions.
- 2.) Form a differential diagnosis for various oral mucosal conditions.
- 3.) Perform a comprehensive head and neck examination and oral diagnostic evaluation.
- 4.) Define the most common oral mucosal diseases.
- 5.) Manage common oral mucosal lesions.

MARISSA GORA, RDH



Marissa Gora is a tenured faculty member at Malcolm X College Dental Hygiene program in Chicago. She is an registered dental hygienist and has worked alongside many general dentists and specialists. Marissa is a clinical coordinator, working in the clinic and radiology lab with dental hygiene students. Marissa also lectures on Dental Radiology and Dental Hygiene Theory. She holds a bachelor's degree in special education from the University of Illinois Urbana-Champaign and a master's degree from Governors State University, in curriculum and instruction. Marissa was recognized for her teaching abilities received the Luminary award; she is dedicated to student success.

X-Out Your X-Ray Errors

LIMITED TO: 32 Attendees

COURSE #:	F2626
TIME:	1:45 p.m.–4:45 p.m.
TUITION:	Dentist \$280 \$345 Team \$225 \$280
CREDITS:	3.0 Fundamental CE
AGD CODE:	730
AUDIENCE:	D, DH, A, N, T, DT, ST

WORK
 SHOP

This course was designed to help the dental team improve the diagnostic quality of intraoral and extraoral radiographic images. The course includes a lecture component followed by a hands-on workshop to practice correcting errors and mistakes commonly performed by practitioners in a dental setting.

Learning Objectives:

- 1.) Discuss patient positioning for intraoral and extraoral radiographic images.
- 2.) Evaluate images for diagnostic quality.
- 3.) Identify and correct non-diagnostic radiographic errors.
- 4.) Demonstrate proficiency in intraoral radiographic techniques.

SHERECE THOMPSON, D.D.S.



Sherece B. Thompson, DDS is an associate professor and Community outreach coordinator in the Dental Hygiene Health Science & Career Programs at Malcolm X College, Chicago. Dr. Thompson practiced general dentistry for 20 years prior to teaching in the dental hygiene program at City Colleges. She teaches Nutrition, Community Health, radiology lab and is the supervising dentist in the clinic. Dr. Thompson is also an adjunct clinical instructor at University of Illinois College of Dentistry. Dr. Thompson's commitment to the profession of dentistry and teaching expertise has earned her several distinguished awards. Dr. Thompson is a fellow of the ACD and the ICD and member of the CDS.

ANDREA TSATALIS, D.D.S., MS



Dr. Andrea Tsatalis is in full-time private practice in Tampa, Florida. She completed her dental school training at The Ohio State University and Master's in Endodontics at Marquette University. Dr. Tsatalis has presented research domestically/internationally and published several scientific articles on mini-implants, oral biomechanics and dental education. She serves as a regular contributor to the American Association of Endodontics' Paper Point publication and enjoys teaching/lecturing part-time at two dental schools. She is passionate about equitable access to dental care, organized dentistry and college football.

Endodontic Nightmares & How to Wake Up From Them: Modern Management of Complications

COURSE #:	F2627
TIME:	8:30 a.m.–11:30 a.m.
TUITION:	Dentist \$45 \$55 Team \$35 \$45
CREDITS:	3.0 Fundamental CEs
AGD CODE:	070
AUDIENCE:	D, DH, A, ST

This comprehensive lecture is designed to equip participants with the knowledge and clinical strategies necessary to recognize, prevent, and manage common endodontic complications. From missed canals and instrument separation to perforations and post-treatment issues, endodontic challenges can compromise treatment outcomes and patient satisfaction. The session combines clinical case examples, current best practices, and decision-making protocols to help attendees gain insight into the etiology of these complications, learn how to reduce their occurrence, and explore treatment modalities to effectively address them. This course aims to boost clinical confidence and improve long-term success rates in root canal therapy.

Learning Objectives:

- 1.) Recognize the most common endodontic complications encountered in general practice.
- 2.) Comprehend the contributing factors that lead to these complications.
- 3.) Review appropriate management options.

Is It Getting Hot In Here? Advanced Techniques for Managing “Hot” Teeth

COURSE #:	F2628
TIME:	1:45 p.m.–4:45 p.m.
TUITION:	Dentist \$45 \$55 Team \$35 \$45
CREDITS:	3.0 Fundamental CEs
AGD CODE:	340
AUDIENCE:	D, ST

We've all been there—battling it out to get that “hot tooth” numb. It's stressful, exhausting, and let's be honest... a little defeating. Ready to level up your anesthesia game? Join us for a high-impact lecture where we'll break down the science of pain and anesthesia, showcase the latest tech in anesthetic delivery, and dive into advanced techniques. You'll walk away with practical skills, renewed confidence, and maybe even a few “a-ha!” moments to bring back to your next tough case.

Learning Objectives:

- 1.) Review the biochemistry of pain and anesthesia.
- 2.) Familiarize ourselves with anesthetic techniques in normal and advanced “hot tooth” settings.
- 3.) Explanation and demonstration of advanced anesthetic techniques.

TAMI WANLESS, RDH, MED



Tami Wanless is a global educator speaking around the world on progressive dental hygiene topics. She holds a master's degree in Adult Education from Northern Illinois University, as well as a bachelor's degree in health science and an associate's degree in dental Hygiene from William Rainey Harper college. Tami has enjoyed educating dental professionals and has spent 30 years teaching at three of Illinois' prestigious dental hygiene programs. She has thirty-four years of experience in clinical dental hygiene practice, and has led numerous dental hygiene missions worldwide, providing care to underserved areas.

Future-Forward Dental Hygiene: Cutting Edge Instrumentation and Innovations for Patient-Centered Care

COURSE #:	F2629
TIME:	2:45 p.m.–4:45 p.m.
TUITION:	Dentist \$35 \$45 Team \$25 \$35
CREDITS:	2.0 Fundamental CEs
AGD CODE:	610
AUDIENCE:	DH, ST

Welcome to future-forward dental hygiene! Fulfill your commitment to lifelong learning and professional development by staying up to date with emerging trends and best practices in dental hygiene by attending this dynamic and engaging continuing education course designed to elevate your practice to new heights. This high energy course dives into the latest advancements in dental hygiene, empowering you to deliver top-notch patient centered care with confidence and creativity. Throughout the course you will explore state of the art instrumentation, learn tips and tricks to provide comprehensive care that promotes overall well-being.

Learning Objectives:

- 1.) Discover how to use Artificial intelligence to support Patient communication and education: Strategies for effectively educating patients about their oral health and motivating them to maintain good hygiene practices.
- 2.) Preventive strategies: Latest research and techniques in preventive care, including fluoride treatment options.
- 3.) Emerging periodontal instrumentation: latest in instrument advancements for periodontal treatment, better access and health benefits for both the clinician and the patient.

GREAT
FOR DENTAL
HYGIENISTS

LAUREN WILSON, DMD



Lauren B. Wilson, DMD is a practicing general dentist, educator, and national speaker. A graduate of the University of Kentucky and Roseman University of Health Sciences College of Dental Medicine, she combines clinical excellence with a passion for lifelong learning. Dr. Wilson serves as an adjunct faculty member at A.T. Still University's Missouri School of Dentistry and Oral Health (MOSDOH). In private practice, she provides comprehensive, patient-centered care with a focus on advanced restorative techniques. Dr. Wilson trains clinicians nationwide in esthetic and minimally invasive restorative dentistry. An active leader in organized dentistry, she is a Fellow of the Academy of General Dentistry and past president of the St. Clair County Dental Society.

Anterior and Posterior Restoration Hands-On Introduction

LIMITED TO: 40 Attendees

WORK
SHOP

COURSE #:	F2630
TIME:	8:15 a.m.–11:15 a.m.
TUITION:	Dentist \$220 \$280 Team \$180 \$220
CREDITS:	3.0 Fundamental CEs
AGD CODE:	780
AUDIENCE:	D

This hands-on course provides clinicians with a strong foundation in injection molding techniques for anterior and posterior composite restorations. Participants will explore the step-by-step methodology of matrix selection, composite adaptation, and injection molding to achieve predictable, esthetic, and durable results. The course emphasizes practical application through guided exercises designed to build confidence, efficiency, and understanding of material behavior.

Learning Objectives:

- 1.) Understand the fundamental principles of injection molding for anterior and posterior restorations.
- 2.) Learn how to select the appropriate matrix system.
- 3.) Develop clinical confidence in achieving esthetic, long lasting composite outcomes.

Modern Excellence in Composite Dentistry: Elevating Everyday Restorations

COURSE #:	F2631
TIME:	1:30 p.m.–4:30 p.m.
TUITION:	Dentist \$45 \$55 Team \$35 \$45
CREDITS:	3.0 Fundamental CEs
AGD CODE:	780
AUDIENCE:	D

This lecture is designed to help clinicians enhance their composite dentistry with evidence-based protocols and practical systems that improve both quality and efficiency. Attendees will learn modern techniques in isolation, contouring, finishing and polishing to produce consistent, high-quality esthetic outcomes. Dr. Wilson will emphasize streamlined workflows, predictable methods, and clinical strategies to elevate everyday restorative procedures without sacrificing quality or esthetics. This lecture is suitable for clinicians at any level who want to refine their skills and modernize their restorative approach.

Learning Objectives:

- 1.) Apply strategies for durable, esthetic composite restorations.
- 2.) Master techniques to achieve superior composite results.
- 3.) Implement efficient, reproducible systems to enhance productivity.



www.ApolloniaPD.com

MICHELLE ANDERSON, BA, LDH

Michelle is a licensed dental hygienist in the state of MN and have been working clinically since 2003. Many of these years have been in a Prosthodontist's office which exposed her to a variety of patients that include, medically compromised, geriatric and special needs patients. She enjoys finding creative solutions to both typical and atypical dental issues. In addition to working clinically, she taught dental hygiene at a small private university as an instructor in the labs, classroom and clinic. For part of that time she was the Clinical Director of the program and played an integral part in the formation and initial curriculum development.

SANDRA JOHNSTON MEINERTS, BS, LDH

As a licensed dental hygienist for the past 30 years and a CPR instructor for the past 15, Sandra has had a diverse career. She has an Associate's Degree in dental hygiene and BS in Psychology. Her path has included clinical hygiene in both small practices and large corporate offices, time as an insurance and payment plan manager, as well as a Community Health worker. She has worked in the educational area of dental hygiene at a small private university and as an OSHA/CPR trainer for private companies. She also instructs in the Dental Assisting Program at Hennepin Technical College.

BLS for Healthcare Providers

LIMITED TO: 32 Attendees

WORK
SHOP

COURSE #:	F2633
TIME:	1:30 p.m.–4:30 p.m.
TUITION:	Dentist \$105 \$130 Team \$85 \$105
CREDITS:	No CE credit
AGD CODE:	142
AUDIENCE:	D, DH, A, N, T, DT, ST

Teaches both single-rescuer and team basic life support. This is an interactive, instructor-led CPR/AED course. Be ready to get down on the floor and demonstrate the skills you learn on the mannequins. Wear comfy clothes as this will be physically demanding! After successful completion, you will be issued a course completion e-card that is valid for two years.

Learning Objectives:

- 1.) Trains participants to promptly recognize several life-threatening emergencies.
- 2.) Learn to give high-quality chest compressions, deliver appropriate ventilations and provide early use of an AED.

NORTH STAR FUNDAMENTAL SERIES

This program is sponsored by Delta Dental.

On Friday morning, sign up for this unique session and get three courses in one! There will be a 15-minute break in between sessions. This series will offer sessions focusing on the key subjects of recordkeeping, medical emergencies and ethics.



Delta Dental of Minnesota

COURSE #: F2632

TIME: 8:00 am to 11:30 am

TUITION: Dentist ☞\$45 \$55 Staff ☞\$35 \$45

AUDIENCE: Bring the whole team!



KACIE WOODIS, D.D.S.

Minnesota Recordkeeping Fundamentals

COURSE #: F2632A

TIME: 8:00 am – 9:00 am

CREDITS: 1.0 Fundamental CE

AGD CODE: 565

Dr. Kacie Woodis is a Clinical Associate Professor at the University of Minnesota School of Dentistry, where she works closely with students in the clinic and teaches classes on dental documentation, coding, and billing. She also shares her expertise by leading faculty development sessions on these topics. A proud graduate of the University of Minnesota School of Dentistry, Dr. Woodis combines her academic training and real-world experience to support both student learning and the growth of best practices in dental education and administration.

Recordkeeping is a vital but often overlooked aspect of clinical practice. Accurate, thorough documentation supports high-quality patient care, ensures legal compliance, and facilitates timely reimbursement. This session will clarify Minnesota's recordkeeping statutes and requirements, helping providers stay compliant and avoid common pitfalls. Attendees will gain practical knowledge about what must be documented, how long records must be retained, and why strong documentation habits protect both patients and providers. Whether you're new to practice or seeking a refresher, this presentation will enhance your confidence and competence in clinical recordkeeping.

Learning Objectives:

- 1.) Identify the Minnesota statute that outlines recordkeeping requirements for dental professionals.
- 2.) Describe the specific documentation and record retention requirements mandated by Minnesota law.
- 3.) Explain the clinical, legal, and ethical importance of accurate and comprehensive patient records.



TIJA HUNTER, C.D.A.

Ethics: Legal Do's and Don'ts

COURSE #: F2632B

TIME: 9:15 am – 10:15 am

CREDITS: 1.0 Fundamental CE

AGD CODE: 555

Tija Hunter, CDA, EFDA, CDIA, CDSO, MADAA, began her dental assisting career in 1981 and has never looked back. Being named one of the "Top 25 Women in Dentistry" by Dental Products Report was one of the highlights of her career. She is a former vice president of the American Dental Assistants Association, where she holds the honor of Master. Her passion now is training dental teams and helping with systems and workflow. Hunter's love of traveling takes her all over the world, where she speaks to dental assistants and dental team.

Saying and doing the right thing isn't always the easiest, yet it's respecting each other and our privacy. We will define Ethics, what it is, and why each of us should be more attuned to our patients.

Learning Objectives:

- 1.) Identify standards for professionalism.
- 2.) Learn how to take steps to identify your responsibility.
- 3.) Establish protocols and identify resources for help



MARK DONALDSON, BSP, ACPR, PHARMD, FASHP, FACHE

What's in Your Medical Emergency Kit and Why?

COURSE #: F2632C

TIME: 10:30 am – 11:30 am

CREDITS: 1.0 Fundamental CE

AGD CODE: 142

Dr. Donaldson received his baccalaureate degree from the University of British Columbia and his Doctorate in Clinical Pharmacy from the University of Washington. He has practiced as a clinical pharmacy specialist, clinical coordinator and director of pharmacy services at many healthcare organizations in both Canada and the United States. Dr. Donaldson is a Clinical Professor at the University of Montana, Clinical Associate Professor at the Oregon Health & Sciences University, and affiliate faculty in Dentistry at UBC. He has lectured internationally to both dental and medical practitioners focusing on dental pharmacology and therapeutics, and is a leader in the field.

Medical emergencies happen. Some of these occurrences can be minor; some of these situations can be life-threatening. The good news is that 75% of emergencies can be mitigated with good local anesthesia (pain control) and good stress reduction (sedation). For those few instances when an appropriate response could be life-saving, each practitioner must be prepared with a properly equipped emergency drug kit. Even though the right answer always includes dialing 9-1-1, you need to start the chain of survival in your office.

Learning Objectives:

- 1.) Recognize the most common medical emergencies in the dental office.
- 2.) Know how to use the essential drugs recommend for the minimal dental emergency kit.
- 3.) Understand the importance of preparation and practicing with your Team

SATURDAY AT-A-GLANCE

PRICES GO UP
AFTER MAR. 6!

COURSE #	SPEAKER	PROGRAM TITLE	TIMES	DENTIST	STAFF
S2601	Cardoza	Dispelling the “CSI Effect” Myth, An Overview of Contemporary Forensic Dentistry	8:00 a.m.–11:00 a.m.	\$45	\$35
S2602	Cohn	The Art and Science of Pediatric Behavior Management in Dentistry	8:00 a.m.–11:00 a.m.	\$45	\$35
S2603	Donaldson	Oh the Pus! Oh the Pain! Appropriate Antibiotic and Analgesic Prescribing	8:15 a.m.–11:15 a.m.	\$45	\$35
S2604	Kosinski	Predictable, Simple and Cost-Effective Bone Grafting and Suturing Techniques	8:15 a.m.–11:15 a.m.	\$295	\$240
S2605	Palo	This is Your Brain (and Body) on Burnout	8:30 a.m.–11:30 a.m.	\$45	\$35
S2606	Patel	Non-Odontogenic Sources of Tooth Pain: Demystifying the Mystery of “Phantom Tooth Pain”	8:15 a.m.–11:15 a.m.	\$45	\$35
S2607	Taema	What a Dentist Needs to Know About Sleep	8:30 a.m.–11:30 a.m.	\$45	\$35
S2608	Thompson/Gora	X-Out Your X-Ray Errors	8:30 a.m.–11:30 a.m.	\$280	\$225
S2609	Tsatalis	Beyond the Apex: Mastering Endodontic Microsurgery	7:30 a.m.–12:00 p.m.	\$935	NA (Dentist Only)
S2610	Wanless	Getting to the Root of Implant Maintenance – A 21st Century Approach to Implant Care	9:30 a.m.–11:30 a.m.	\$35	\$25

ANTHONY CARDOZA, DDS, D-ABFO



Dr. Anthony “Rick” Cardoza is a forensic dental consultant for the County of San Diego Office of the Medical Examiner, County of Imperial, Office of the Coroner, Riverside County Coroner’s Office, State of California Department of Justice and is a member of the California Office of Emergency Services (CalOES). Dr. Cardoza graduated from Northwestern Dental School in 1985 and maintains a general dental practice in San Diego, California. Dr. Cardoza is a Fellow of the American Academy of Forensic Sciences and is a Diplomate of the American Board of Forensic Odontology.

Dispelling the “CSI Effect” Myth, An Overview of Contemporary Forensic Dentistry

COURSE #:	S2601
TIME:	8:00 a.m.–11:00 a.m.
TUITION:	Dentist \$45 \$55 Team \$35 \$45
CREDITS:	3.0 Fundamental CEs
AGD CODE:	145
AUDIENCE:	D, DH, A, N, T, Adm, DT, ST

Because of the current popularity of forensic faire in television, the general public is getting a skewed view of the true nature of forensic investigation. This issue is commonly known as the “CSI effect”. In this seminar, Dr. Cardoza will dispel this myth as it relates to forensic odontology. Topics will include forensic dental identification of decedents of varying postmortem states including: skeletal, fragmented, decomposed, burned remains and pattern injuries as they relate to bite mark investigation not only in human bites but animal bites as well.

This presentation is graphic in nature.

Learning Objectives:

- 1.) Learn the varied roles of forensic dentists.
- 2.) Understand the forensic value of dental records.
- 3.) Recognize how to cooperate with the legal system.

CARLA COHN, DMD



Dr. Cohn is a general dentist, devoted solely to the practice of dentistry for children. She graduated from the University of Manitoba in 1991 and then went on to complete a post-graduate internship in Pediatric Dentistry. Since then, Dr. Cohn has devoted herself to the care and treatment of children only. She maintains a private practice at Kids Sleep Dentistry Winnipeg Canada. Dr. Cohn is a partner, and has surgical privileges at Western Surgery Centre, a private surgical clinic. In addition to private practice, she is a part time clinical instructor at College of Dentistry at the University of Manitoba.

The Art and Science of Pediatric Behavior Management in Dentistry

COURSE #:	S2602
TIME:	8:00 a.m.–11:00 a.m.
TUITION:	Dentist \$45 \$55 Team \$35 \$45
CREDITS:	3.0 Fundamental CEs
AGD CODE:	430
AUDIENCE:	D, DH, A, N, T, Adm, DT, ST

Treating children in dental practice is both rewarding and challenging. Ensuring high-quality care while keeping young patients and their parents at ease requires skillful behavior management—a blend of art and science. This lecture will focus on non-pharmacological behavior management techniques, emphasizing effective communication, local anesthesia strategies, and optimal treatment and material selection. I will share practical insights and techniques to help create a smoother, more positive experience for both patients and practitioners.

Learning Objectives:

- 1.) Understand the fundamental principles of non-pharmacological behavior management in pediatric dentistry.
- 2.) Learn effective communication strategies to enhance cooperation and reduce anxiety in young patients.
- 3.) Optimize the use of local anesthesia techniques for a more comfortable experience.
- 4.) Apply practical strategies for treatment and material selection to improve clinical outcomes.

MARK DONALDSON, BSP, ACPR, PHARMD, FASHP, FACHE



Dr. Donaldson received his baccalaureate degree from the University of British Columbia & his Doctorate in Clinical Pharmacy from the University of Washington. He has practiced as a clinical pharmacy specialist, clinical coordinator and director of pharmacy services at many healthcare organizations in both Canada and the United States. Dr. Donaldson is a Clinical Professor at the University of Montana, Clinical Associate Professor at the Oregon Health & Sciences University, and affiliate faculty in Dentistry at UBC. He has lectured internationally to both dental and medical practitioners focusing on dental pharmacology and therapeutics, and is a leader in the field.

Oh the Pus! Oh the Pain! Appropriate Antibiotic and Analgesic Prescribing

COURSE #:	S2603		
TIME:	8:15 a.m.-11:15 a.m.		
TUITION:	Dentist	EB \$45	\$55
	Team	EB \$35	\$45
CREDITS:	3.0 Fundamental CEs		
AGD CODE:	200		
AUDIENCE:	D, DH, A, N, T, Adm, DT, ST		

Wouldn't it be nice to go to a continuing education program that gives you the tools to be more successful starting on Monday morning? Wouldn't it be great to be known as the dentist who offers excellent pain-free, post-operative care without the use of narcotics? And what about all of those new antibiotics you keep hearing about? Are they really the latest and greatest? Are there really new guidelines when it comes to antibiotic prophylaxis? This course is an essential update for all practitioners.

Learning Objectives:

- 1.) Discuss the pathophysiology of pain as it relates to dentistry.
- 2.) Understand the perfect analgesic recipe to keep (almost) all of your patients out of pain—first time, every time.
- 3.) Describe the different types of antibiotics available and how to match the right drug to the right bug.
- 4.) Know the appropriate approach to patients at risk of SBE and which of your orthopedic patients really require antibiotic prophylaxis.
- 5.) Learn how to help make all of your appointments successful for you, your Team and your patients.

TIMOTHY KOSINSKI, DDS, MAGD



Dr. Timothy Kosinski is an Affiliated Adjunct Clinical Professor at the University of Detroit Mercy School of Dentistry. He is the Editor of the AGD journals General Dentistry and AGD Impact; was named editor of IMPLANTS TODAY, the implant publications of DENTISTRY TODAY. He received his DDS from the University of Detroit Mercy and Mastership in Biochemistry from Wayne State University School of Medicine. He is a Diplomate of the American Board of Oral Implantology; fellow of American Academy of Implant Dentistry. He has placed 20,000 dental implants; published 290 articles on the surgical and prosthetic phases of implant dentistry.

Predictable, Simple and Cost-Effective Bone Grafting and Suturing Techniques

LIMITED TO: 30 Attendees

COURSE #:	S2604		
TIME:	8:15 a.m.-11:15 a.m.		
TUITION:	Dentist	EB \$295	\$370
	Team	EB \$240	\$295
CREDITS:	3.0 Fundamental CEs		
AGD CODE:	310		
AUDIENCE:	D		

WORK
SHOP

This course will demonstrate a series of simple, cost-effective and predictable and clinical uses for bone regeneration focused on one step alveolar ridge preservation using novel composite graft/collagen materials. The speaker will review cost-effective surgical techniques for both everyday tooth extractions as well as innovative surgical procedures for ridge preservation, sinus lift as well as grafting around immediately-placed implants. The current clinical guidelines and the scientific rationales behind them will be covered. The speaker will demonstrate bone grafting and suturing techniques in a model-based, hands-on session.

Learning Objectives:

- 1.) To understand alveolar ridge preservation and why it is important to graft sockets as well as recognize the clinical indications and benefits of grafting extraction sites.
- 2.) To demonstrate simple, predictable and cost-effective socket grafting techniques without the use of a membrane.
- 3.) To review advanced surgical applications including grafting around immediately placed implants and filling interproximal and facial gaps after extraction.
- 4.) Demonstrate bone grafting and suturing techniques in a model-based, hands-on session.

AUDIENCE
CODES

D	H	A	N	T	Adm	DT	ST
DENTIST	HYGIENIST	ASSISTANT	NURSE	DENTAL TECH	ADMINISTRATIVE PERSONNEL	DENTAL THERAPIST	STUDENT DENTIST

YVONNE PALO, RDH, BA, TICC



Yvonne Palo is a 27 year veteran of clinical dental hygiene and has worked in health and human services delivery for 33 years. She holds a Bachelor's Degree in Healthcare Administration, and post graduate certifications in Motivational Training and Trauma Informed Care. She has specialized in Trauma Informed Dentistry for more than 20 years and has at times worked in environments that weren't physically, psychologically or parasympathetically safe. She help providers create workspaces that encourage agency, autonomy, innovation and growth through nervous system regulation, collaboration and resilience cultivation. Yvonne in on a mission to help you take back your operatory!

This is Your Brain (and Body) on Burnout

COURSE #:	S2605
TIME:	8:30 a.m.–11:30 a.m.
TUITION:	Dentist \$45 \$55 Team \$35 \$45
CREDITS:	3.0 Elective CEs
AGD CODE:	150
AUDIENCE:	D, DH, A, Adm, DT, ST

This masterclass highlights common risk factors and physical and psychological symptoms of burnout. Learn how severe your burnout is and real recommendations for recovery. We discuss the missing link in addressing burnout—trauma and the nervous system dysregulation it causes.

This program presents the latest research on the Polyvagal Theory and its role in brain and body response to toxic stress and burnout.

This inspiring presentation will help you understand that you aren't doing it wrong. In fact, your physiology is doing exactly what it should, and you can maximize the wisdom of your nervous system tissue for healing.

Learning Objectives:

- 1.) Define burnout and discuss the three main types of severity most dental professionals report experiencing. We will use the Copenhagen Burnout Scale to figure out if patients, practice, or personal concerns are most implicated in our experience of burnout.
- 2.) Discuss the least talked about risk factor for burnout—our history of “Big T” and “Little t” trauma, both childhood and current life challenges that can have traumatic consequences.
- 3.) Determine which physical and psychological symptoms are at issue for us as individual healthcare providers in a post-pandemic world.
- 4.) Outline specifics recommendations for recovery from burnout and prevention of recurrence including nervous system regulation and resilience cultivation.

SEENA PATEL, DMD, MPH



Dr. Seena Patel is an orofacial pain and oral medicine dentist in Phoenix, AZ. She loves dentistry and began her journey at the Arizona School of Dentistry and Oral Health. There, she found her passion for public health, research, and oral diseases, and then completed a 2-year residency in orofacial pain and oral medicine. She is a Diplomate of both the American Board of Orofacial Pain and the American Board of Oral Medicine. She works in both private practice and as an Associate Professor at the Arizona School of Dentistry & Oral Health.

Non-Odontogenic Sources of Tooth Pain: Demystifying the Mystery of “Phantom Tooth Pain”

COURSE #:	S2606
TIME:	8:15 a.m.–11:15 a.m.
TUITION:	Dentist \$45 \$55 Team \$35 \$45
CREDITS:	3.0 Fundamental CEs
AGD CODE:	730
AUDIENCE:	D, DH

One in six dental patients experience orofacial pain. Most often, this pain presents as a toothache. However, not all toothaches are caused by an odontogenic source. Unfortunately, these types of pain sources can be perplexing for both the patient and the dentist. Hence, patients often see several specialists and irreversible treatments before obtaining an accurate diagnosis. This course will provide a comprehensive review of non-odontogenic sources of tooth pain. Attendees will learn how to differentiate between odontogenic and non-odontogenic toothaches, the appropriate examination methods, diagnostic tests, and management of non-odontogenic toothaches.

Learning Objectives:

Upon completion of this course, the participant will be able to:

- 1.) Describe the nonodontogenic sources of tooth pain.
- 2.) Differentiate between odontogenic and non-odontogenic toothaches.
- 3.) Implement diagnostic techniques in the evaluation of nonodontogenic toothache.
- 4.) Describe management strategies for each type of nonodontogenic tooth pain.

**DON'T FORGET TO
PICK UP A NOTEPAD!**

Notepads sponsored by



MARAM TAEMA, BDS, MS



Dr. Maram Taema currently serves as an orofacial pain and sleep dentistry specialist at Hennepin Healthcare and as an Adjunct Assistant Professor at the University of Minnesota. Her primary area of interest is the complex interplay between pain, headaches, and sleep disorders, particularly in medically complex patients. Dr. Taema has over 15 years experience in clinical and academic dentistry. She is board-certified in Orofacial Pain and Sleep Dentistry as well as a prosthodontist. A dedicated leader in her field, she serves as a council member for the American Academy of Orofacial Pain (AAOP) and chairs its Industry Relations Committee.

What a Dentist Needs to Know About Sleep


COURSE #:	S2607
TIME:	8:30 a.m.–11:30 a.m.
TUITION:	Dentist \$45 \$55 Team \$35 \$45
CREDITS:	3.0 Fundamental CEs
AGD CODE:	160
AUDIENCE:	D, ST

This presentation will discuss the importance of sleep, most common sleep disorders, prevalence of sleep disorders, predisposing signs and symptoms, available treatment options (with pros and cons of each) and finally the proper referring sequence.

Learning Objectives:

- 1.) Recognizing the importance of sleep and its various disorders.
- 2.) Developing the ability to effectively screen patients for sleep disorders.
- 3.) Exploring different management options for sleep apnea.

MARISSA GORA, RDH



Marissa Gora is a tenured faculty member at Malcolm X College Dental Hygiene program in Chicago. She is an registered dental hygienist and has worked alongside many general dentists and specialists. Marissa is a clinical coordinator, working in the clinic and radiology lab with dental hygiene students. Marissa also lectures on Dental Radiology and Dental Hygiene Theory. She holds a bachelor's degree in special education from the University of Illinois Urbana-Champaign and a master's degree from Governors State University, in curriculum and instruction. Marissa was recognized for her teaching abilities received the Luminary award; she is dedicated to student success.

X-Out Your X-Ray Errors

LIMITED TO: 32 Attendees

COURSE #:	S2608
TIME:	8:30 a.m.–11:30 a.m.
TUITION:	Dentist \$280 \$345 Team \$225 \$280
CREDITS:	3.0 Fundamental CE
AGD CODE:	730
AUDIENCE:	D, DH, A, N, T, DT, ST

WORK
SHOP

This course was designed to help the dental team improve the diagnostic quality of intraoral and extraoral radiographic images. The course includes a lecture component followed by a hands-on workshop to practice correcting errors and mistakes commonly performed by practitioners in a dental setting.

Learning Objectives:

- 1.) Discuss patient positioning for intraoral and extraoral radiographic images.
- 2.) Evaluate images for diagnostic quality.
- 3.) Identify and correct non-diagnostic radiographic errors.
- 4.) Demonstrate proficiency in intraoral radiographic techniques.

SHERECE THOMPSON, D.D.S.



Sherece B. Thompson, DDS is an associate professor and Community outreach coordinator in the Dental Hygiene Health Science & Career Programs at Malcolm X College, Chicago. Dr. Thompson practiced general dentistry for 20 years prior to teaching in the dental hygiene program at City Colleges. She teaches Nutrition, Community Health, radiology lab and is the supervising dentist in the clinic. Dr. Thompson is also an adjunct clinical instructor at University of Illinois College of Dentistry. Dr. Thompson's commitment to the profession of dentistry and teaching expertise has earned her several distinguished awards. Dr. Thompson is a fellow of the ACD and the ICD and member of the CDS.



ANDREA TSATALIS, D.D.S., MS



Dr. Andrea Tsatalis is in full-time private practice in Tampa, Florida. She completed her dental school training at The Ohio State University and Master's in Endodontics at Marquette University. Dr. Tsatalis has presented research domestically/internationally and published several scientific articles on mini-implants, oral biomechanics and dental education. She serves as a regular contributor to the American Association of Endodontics' Paper Point publication and enjoys teaching/lecturing part-time at two dental schools. She is passionate about equitable access to dental care, organized dentistry and college football.

Beyond the Apex: Mastering Endodontic Microsurgery

LIMITED TO: 24 Attendees

COURSE #:	S2609
TIME:	7:30 a.m.–12:00 p.m.
TUITION:	Dentist \$935 \$1,170 Team \$NA (Dentist Only)
CREDITS:	4.0 Fundamental CEs
AGD CODE:	070
AUDIENCE:	D

WORK
SHOP

This hands-on course is designed for dental professionals seeking to broaden their endodontic skills into the realm of endodontic microsurgery. On cadaver specimens and synthetic models, you'll learn step-by-step protocols and develop dexterity in a microsurgical field. Emphasis is placed on case selection, armamentarium design, complication management, and long-term success strategies. The course also includes training with dental operating microscopes, a Cone Beam Computed Tomography (CBCT) system, and microsurgical instruments. By the end of this course, you'll leave not only with sharper instruments in hand—but with sharper skills in mind!

Learning Objectives:

- 1.) Familiarize ourselves with basic principles and steps of endodontic microsurgery, aka "apicoectomies".
- 2.) Hands-on practice performing microsurgery with both synthetic models and cadaver specimens.
- 3.) Evaluate the vital roles of modern biomaterials, CBCT imaging, and microscopic visualization in surgical planning/success.

TAMI WANLESS, RDH, MED



Tami Wanless is a global educator speaking around the world on progressive dental hygiene topics. She holds a master's degree in Adult Education from Northern Illinois University, as well as a bachelor's degree in health science and an associate's degree in dental Hygiene from William Rainey Harper college. Tami has enjoyed educating dental professionals and has spent 30 years teaching at three of Illinois' prestigious dental hygiene programs. She has thirty-four years of experience in clinical dental hygiene practice, and has led numerous dental hygiene missions worldwide, providing care to underserved areas.

Getting to the Root of Implant Maintenance – A 21st Century Approach to Implant Care

COURSE #:	S2610
TIME:	9:30 a.m.–11:30 a.m.
TUITION:	Dentist \$35 \$45 Team \$25 \$35
CREDITS:	2.0 Fundamental CEs
AGD CODE:	690
AUDIENCE:	DH, ST

GREAT
FOR DENTAL
HYGIENISTS

The incidence of peri-implant disease is increasing. Long term dental implant success is dependent on identifying risk factors while treating dental hygiene patients. Upon completion of this informative course, you will be able to utilize evidence-based research to implement an integral implant assessment and maintenance protocol designed for hygiene learners. The 21st century approach and experience gained will increase both your skills and confidence in identifying risk factors and treating implant patients. Arm yourself with knowledge and advanced armamentarium to safely treat your implant patients.


Learning Objectives:

- 1.) Identify the importance of assessing dental implants and recognizing risk factors for long term implant success.
- 2.) Utilize evidence-based research to implement an integral implant assessment and current maintenance protocol.
- 3.) Implement clinical treatment plan including techniques, technology and instruments to remove biofilm and hard deposits.



HERITAGE
CONSTRUCTION COMPANIES, LLC

**Your Dental
CLINIC
CONSTRUCTION
Experts**



763.633.4080

HeritageConstructionMN.com



**FULL SERVICE. FULLY DIGITAL.
FAMILY OWNED & OPERATED
FOR OVER 50 YEARS**

MILLED DIGITAL DENTURES

Harrison Dental Studio is your source for high-quality and innovative digital dentures that are backed by the **Ivotion™ Denture System!** Our team uses the Ivotion™ Denture System from Ivoclar Vivadent to mill our digital dentures using the latest digital dentistry equipment. Every digital denture we offer is backed by time-tested materials and a tried-and-true fabrication process.



FULL-SERVICE DENTAL LAB

- All work done in-house by expert technicians
- Comprehensive quality assurance
- Personalized service to suit your preferences
- In-house digital design studio, CAD/CAM equipped
- Accept digital impression files from all major intraoral scanners
- Free pickup and delivery for our local customers
- UPS shipping for our out-of-town customers

HarrisonDentalStudio.com | 651-457-6600 | HDS@harrisondentalstudio.com



WE PUT THE 'W' IN WORRY-FREE LEGAL STRATEGIES FOR DENTAL & SPECIALIST PRACTICES.

Buying or Selling Your Practice – Private, DSO, and Corporate | Associate Contracts, Employee Handbooks and Employment Counseling | Board of Dentistry Investigations and Enforcement | Insurance Company and Government Audits | Compliance and Training (HIPAA, OSHA and Infection Control, Record Keeping and Billing) | Real Estate



DAVID M. AAFEDT
daafedt@winthrop.com
Minnesota Supreme Court Qualified
Mediator and Arbitrator



CHRISTIANNA L. FINNERN
cfinnern@winthrop.com



GERALD H. FORNWALD
gfornwald@winthrop.com



MAGGIE M. GREEN
mgreen@winthrop.com



TRACY L. JACOBS
tjacobs@winthrop.com



RACHEL S. KURTH
rkurth@winthrop.com



DEB ENDLY
Compliance Consultant
dendly@winthrop.com

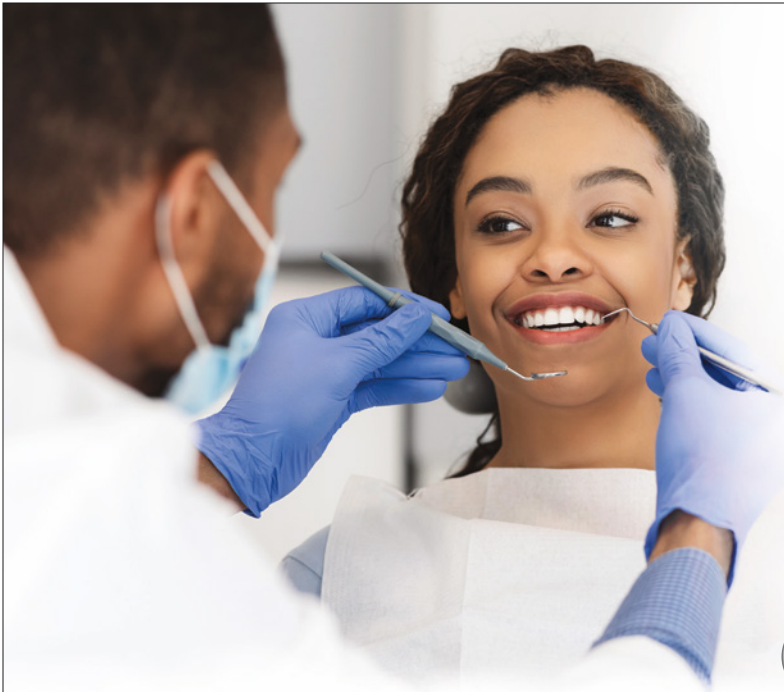
Winthrop & Weinstine's Dental and Health Care Practice Group welcomes former Minnesota Board of Dentistry senior investigator **Deb Endly** to our team. Deb will assist our clients with audits, training, and investigations relating to OSHA/Infection Control, HIPAA, recordkeeping, radiation, and fraud and abuse, as well as compliance with the Minnesota Dental Practice Act and its implementing rules.



WINTHROP & WEINSTINE

Put the law to work.

WWW.WINTHROP.COM



YOUR INSURANCE COULD USE REGULAR CHECK-UPS TOO.

As a family-owned, independent agency, Dyste Williams specializes in the insurance needs of dentists. Our advisors can design a comprehensive plan to fit your needs and budget using an array of products, including personal insurance programs.

Call for a free review to make sure your practice is healthy and on track.



DYSTE WILLIAMS

A Tradition of Insurance InsightSM

dystewilliams.com | 952.593.5025 or 800.800.6360

Dyste Williams is proud to be the endorsed insurance agency of the Minnesota Dental Association.



MINNESOTA
DENTAL
ASSOCIATION[®]

PROFESSIONAL LIABILITY | GENERAL LIABILITY & PROPERTY | WORKERS COMPENSATION | EMPLOYEE BENEFITS

pine lake
LAW FIRM PLLC

pinelakelaw.com



**Competitive pay and benefits
plus 401(k) contributions**

Ahhh-mazing



Why join our team?

- Full-time and part-time positions with benefits available
- Continuing education and training opportunities
- State of the art technology
- Collaborative and supportive doctors and team members
- Competitive compensation and generous benefits package

Career Opportunities:

Doctors, Dental Hygienists, Dental Assistants,
Practice Managers, Patient Care Coordinators



parkdental.com/careers



enova
www.goenova.com

- CUSTOM LOUPES
- LED HEADLIGHTS
- MICRO CAMERAS
- DENTAL MIRRORS

Stop by our booth to receive an exclusive show discount!

We can't wait to see you in St. Paul.

Connect with experts from **The Dentists Insurance Company** at the Star of the North Meeting, April 23–25, 2026.

- Smile at our 360° photo booth, plus enter to win a **\$250 Visa® gift card!***
- Unlock **12% savings** by bundling malpractice and property policies with TDIC.**
- Schedule a **free policy review** to uncover gaps and pace with changing needs.

Scan here for details:



Protecting dentists. It's all we do.®

f in @TDICinsurance
tdicinsurance.com | Lic # 2361-4

* THIS PROMOTION IS FOR THE PURPOSE OF SOLICITING SALES OF INSURANCE PRODUCTS. NO PURCHASE NECESSARY. Void where prohibited. For full rules, visit tdicinsurance.com/Visa. Limit one registration per participant per promotion per consecutive 12-month period. In order to win, participant must be either a licensed dentist, or enrolled in dental school, in good standing, in AZ; CA; IL; MN; MT; NV; ND; OR; WA; or TN during the Promotion Period. ** Eligible multipolicy discounts are earned by purchasing a Professional Liability Policy and a Commercial Property Policy. Discounts apply to individual policies and are not cumulative. Discounts are subject to and administered under applicable underwriting rules and procedures.



Everyone deserves
a healthy smile.

Thanks to your partnership, we're proud
to provide access to quality, affordable
dental care for businesses, organizations
and associations across Minnesota and
North Dakota.

Learn more at:

DeltaDentalMN.org



MAGUIRE REFINING, INC.

Forging Trust Since 1987

Offering the Midwest's most trusted precious metal refining and assaying
of gold, platinum, palladium and silver, and gemstone recovery.



John Maguire
President



1290 81st Avenue NE
Minneapolis, Minnesota 55432
www.maguireref.com

1-800-486-2858
763-786-2858
FAX 763-786-7793



Phillip Maguire
General Manager



**Join us for an evening of smiles including dinner,
entertainment, and our silent auction.**

25 SEPT | MINNEAPOLIS EVENT CENTERS – GRAND 1858
2026 | 212 2ND ST SE | MINNEAPOLIS

AT FIVE-THIRTY IN THE EVENING

LEARN MORE
mndental.org/gala

*The money raised will be used to
fund programs that help eliminate
unmet oral health needs in
Minnesota.*



MINNESOTA DENTAL FOUNDATION
A practice of giving.



Great careers, quality people
and excellent benefits

Outstanding



Why join our team?

- Full-time and part-time positions with benefits available
- Continuing education and training opportunities
- State of the art technology
- Collaborative and supportive doctors and team members
- Competitive compensation and generous benefits package

Career Opportunities:

Doctors, Dental Hygienists, Dental Assistants,
Practice Managers, Patient Care Coordinators



parkdental.com/careers

BECAUSE
SO MANY
RELY ON
YOU...



Business
Solutions



Clinical
Solutions



Technology
Solutions



Supply Chain
Solutions

YOU CAN RELY ON US.

Rely on Henry Schein's network of trusted advisors
to help take care of your business, so you can focus on
taking care of your patients.

 HENRY SCHEIN®
DENTAL



Looking for solutions? Contact your Henry Schein Sales Consultant
or visit: www.henryschein.com/relyonus.

REGISTRATION INFORMATION

ONSITE REGISTRATION

Attendees who are *not* pre-registered may choose to register onsite during the following hours:

Thursday, April 23	7:00 am–6:00 pm
Friday, April 24	7:30 am–5:00 pm
Saturday, April 25	7:00 am–9:30 am

Photo identification is required for onsite registration. If you plan to register at the meeting, please allow ample time to complete the registration process before your seminar is scheduled to begin. Registration is busiest early in the morning.

MAILING OF NAME BADGES

If you register online, an email confirmation will be sent to the email address you provided. If you register by mail, a confirmation letter will be mailed to the address provided. If you pre-register but do not receive a confirmation within a few days of completion, please contact Eleventh & Gather toll-free at (866) 301-0750. Make sure to check your spam folder for email correspondence. **Eleventh & Gather will mail name badges beginning in early April.**

WORKSHOPS

It is the responsibility of each registrant to check the course description carefully for equipment needs, participant requirements, or prerequisites. Failure to provide the required materials may prohibit participation and will not qualify you for a refund. Some workshops may require mandatory attendance for a lecture portion—check individual course listings for additional information.

WORK
SHOP

EMAIL POLICY

By registering for the Star of the North Meeting, you authorize the MDA the right to add you to their email marketing list to receive convention updates for this meeting and subsequent years. You can opt-out at any time, but will not receive pertinent information regarding your registration. As an attendee, you may also receive email communication from sponsors of educational programming. You may opt out at any time.

PAPERLESS HANDOUTS

In an effort to do our part for the environment, course handouts will only be made available online. Each attendee with a valid email address will be provided a link to download their course handouts prior to the meeting. Attendees can print handouts in advance and handouts can also be accessed through the meeting website, **star.mndental.org**.



Please note, course handouts are submitted at the discretion of the individual speaker, and not all courses will have handouts. Some speakers may provide an opportunity to download handouts during their course.

COVID-19 PRECAUTIONS

The safety of our attendees, exhibitors, speakers, and staff are of the utmost importance. We are fully committed to taking appropriate precautions to provide a safe environment. We will follow all recommendations and guidelines of the convention facility, plus local and state agencies. Attendees will be notified via email of any safety precautions required at the time of the conference. Make sure you provide a valid email address when registering and stay up-to-date on any required safety precautions.



REGISTRATION POLICIES

The following guidelines govern general convention registration and attendance at the 2026 Star of the North Meeting, April 23–25, at the Saint Paul RiverCentre. Check out our website for Star of the North Meeting updates. You will find us at star.mndental.org.

DENTISTS/STUDENT DENTISTS

- Under no circumstances may a dentist register as a guest, spouse, exhibitor, dental assistant, hygienist, technician, or office personnel. Spouses who are dentists must register as dentists. 2026 membership status will be verified to determine eligibility for member rates.
- MDA members and student members should pre-register for all programs and events online at star.mndental.org or onsite. Appropriate tuition fees for individual courses or activities will apply.
- Badges for registered dental students will be delivered to the dental school and placed in school mailboxes.

Please Note:

- Non-member registration fees may be applied toward MDA dues any time during 2026.
- ADA/Foreign Dental Association members must submit to our registration company proof of 2026 membership to qualify for these fees or must pay the non-member fee of \$200.
- Guests must be sponsored and registered by a dentist who is registered to attend the 2026 Star of the North Meeting. If it is determined that the guest is a non MDA/ADA member dentist, the sponsor agrees to reimburse the Association for the appropriate registration fee (\$200).

SMOKING POLICY/FACILITY POLICIES

Smoking and vaping are NOT permitted in any portion of the RiverCentre complex. The RiverCentre also bans the use of hover boards and drones.

SPECIAL NEEDS

If you require special assistance due to a disability, please advise the MDA at least three weeks prior to the meeting by indicating your need on the registration form or contacting the MDA office at (612) 767-8400 or (800) 950-3368.

NON-SOLICITATION POLICY

With the exception of exhibitors operating within their designated booth space, no attendee may solicit business on the exhibit floor or in any other Star of the North Meeting space. Violation of this policy will result in expulsion from the meeting.

CONFERENCE PHOTOGRAPHY POLICY

The Minnesota Dental Association (MDA) reserves the right to use any photograph/video taken at any courses or events during the 143rd Annual Star of the North Meeting without the expressed written permission of those included within the photograph/video. The MDA may use the photograph/video in publications or other media material produced including, but not limited to: brochures, invitations, postcards, and websites. Attendee names will not be published without a written release.

ATTENDING THE MEETING WITH CHILDREN

Children under the age of 18 must be registered and accompanied by an adult *at all times* while at the Star of the North Meeting (registration is free for children under 18).

This conference is intended as a quality learning environment for dental professionals. As such, it is important to maintain a proper atmosphere conducive to learning and to respect others who have paid for CE classes and expect limited disruptions. Therefore, **No children under the age of 16 will be allowed in lectures and workshops. An exception will be made for infants (excluding workshops), although we will ask parents to take care of a crying infant outside of the lecture room in order to avoid a disturbance.**

For the safety of your child and those visiting the Exhibit Hall, the Star of the North Meeting recommends that children not be taken in the Exhibit Hall in a baby stroller. If you do use a baby stroller in the convention center, you do so at your own risk. Neither the Minnesota Dental Association nor the Saint Paul RiverCentre will be responsible for accidents that occur due to the use of strollers.

A Mother's Room is available at the Saint Paul RiverCentre. Stop by the Information Booth, located in Kellogg Lobby, for information on the location and how to access the room.

CLASSROOM COMFORT

- You may find the temperature in lecture rooms and the Exhibit Hall “too hot” or “too cold” for comfort. We can’t guarantee the temperature will be “just right” for everyone, so please come prepared: dress in layers and bring a sweater or light jacket to the meeting.
- Per fire codes, once a course is full, attendees will not be allowed to sit on the floor or bring chairs in from another room.

RECORDING POLICY

Any unauthorized audio recording or video recording of CE programs is strictly prohibited.

REGISTRATION POLICIES

CANCELLATION/REFUND POLICIES

Refund requests for cancelled registration fees or ticketed programs must be received by Eleventh & Gather by **April 11**. All cancellations are subject to a \$15 per person cancellation fee. Cancellations must be submitted in writing to the registration company by the deadline. If tickets and name badges have been received, they must be returned to Eleventh & Gather before a refund will be processed. Cancelled credit card registrations will be refunded via a credit to the same card (if notified within 90 days of original charge); other refunds will be made by check.

Workshop Cancellation Fee: An additional workshop cancellation fee may be charged for any hands-on workshops that are canceled **after April 11**. This fee will *only* include any expenses the MDA incurred to purchase workshop supplies. If the MDA is able to replace the canceled ticket with another attendee, the fee will not be charged. Fees may vary depending on the workshop.

The Scientific Session Committee will review requests for refunds after the April 10 deadline. Refunds will be reviewed by on an individual basis at the next committee meeting. All requests must be received **by May 1** and mailed to Eleventh & Gather, Attn: Refund Request. Please include a letter explaining any extenuating circumstances and enclose unused badges. Refund requests received **after May 1** will *NOT* be reviewed.

CANCELLATION DUE TO PANDEMIC

If the MDA is forced to cancel the 2026 Star of the North Meeting in its entirety due to the COVID-19 pandemic, a full refund will be issued to attendees.

CONTACT INFORMATION

STAR OF THE NORTH MEETING

Minnesota Dental Association
1335 Industrial Blvd., Ste. 200
Minneapolis, MN 55413

Phone: (612) 767-8400
Email: son@mndental.org
Website: star.mndental.org
Hours: Monday–Friday, 8:00 am–5:00 pm, Central Time

MEETING LOCATION

Saint Paul RiverCentre
175 West Kellogg Boulevard
Saint Paul, MN 55102

PARKING

Parking is available at the RiverCentre Parking Ramp, located across the street from the Saint Paul RiverCentre. Additional parking and skyway maps can be found at www.smart-trips.org.

2026 REGISTRATION AND HOUSING SERVICES

Eleventh & Gather is our official housing and registration provider. They will be handling pre-registration, onsite registration, and housing services. Beware of fraudulent companies who may reach out to you to reserve hotel rooms, book registration, or sell attendee lists. Questions regarding your registration/housing should be addressed to Eleventh & Gather using their toll-free number: (866) 301-0750 or via email at mda@prereg.net.

REGISTRATION AND HOUSING INFORMATION

Address: 170 Depot St. Unit 1A
Blue Ridge, GA 30513
Phone: (678) 341-3000
Email: mda@prereg.net
Registration Website: prereg.net/2026/mda
Housing Website: prereg.net/2026/mda
Hours: Monday–Friday,
8:00 am–4:00 pm, Central Time

SPONSORS

Our thanks to these sponsors of the 2026 Star of the North Meeting!

DIAMOND

D



PLATINUM



Fusion AE
GC America
Park Dental Group

Pine Lake Dental
Law & Transitions
TDIC – The Dentist
Insurance Company

SILVER



Winthrop &
Weinstine, P.A.

BRONZE



MN Sections of the
ACD, ICD, and PFA
Myofunctional
Research Co

Interested in becoming a sponsor? Email son@mndental.org

SAVE THE DATE!

April 22-24, 2027

SAINT PAUL RIVERCENTRE



MINNESOTA
DENTAL
ASSOCIATION®

Star of the North Meeting
MINNESOTA DENTAL ASSOCIATION
1335 Industrial Boulevard, Suite 200
Minneapolis, MN 55413

PRESORTED
STANDARD
U.S. POSTAGE PAID
TWIN CITIES, MN
PERMIT NO. 4444

VENTURE NORTH

April 23-25, 2026

SAINT PAUL RIVERCENTRE

VENTURE
NORTH

Star of the North Meeting
MINNESOTA DENTAL ASSOCIATION



**MINNESOTA
DENTAL
ASSOCIATION®**

