

A stylized graphic featuring a bridge with a large orange sun in the background. The bridge is composed of white and dark blue lines, and the sun is a large orange circle. The background is a light blue gradient.

**PRELIMINARY  
PROGRAM**

Star of the North Meeting  
MINNESOTA DENTAL ASSOCIATION



# BRIDGE TO A BRIGHTER FUTURE

APRIL 27-29, 2023  
SAINT PAUL RIVERCENTRE  
EDUCATION | EXHIBITS | NETWORKING

**REGISTRATION OPENS  
JANUARY 4, 2023**

**EARLY BIRD DEADLINE IS  
FEBRUARY 2, 2023**



MINNESOTA  
DENTAL  
ASSOCIATION®

140TH ANNUAL  
SCIENTIFIC SESSION

# JOIN US

## Welcome to the 140th Star of the North Meeting – 2023!

On behalf of the Scientific Session Committee and the Minnesota Dental Association, I would like to welcome you to the 2023 Star of the North Meeting: **Bridge to a Brighter Future**. Join us, your colleagues, and friends for three days of in-person Continuing Education, discussions with exhibitors, experiencing new products, being inspired by Jessie Diggins, entertained by Hairball, and conversations with colleagues. We are excited to bring you a full meeting.

The Scientific Session Committee has risen to the challenge of bringing you a full in-person meeting with the highest possible quality Continuing Education. Your favorite speakers return with the addition of new presenters. Each day has topics, lectures, and workshops for everyone. We have broadened our course offerings for hygienists and assistants.

The Exhibit Hall will be open Thursday and Friday. Visit with exhibitors and browse the latest in dental products, technology, and services. The CE Spot will be open both days and offer a variety of free CE in the Exhibit Hall. Learn and obtain free CE at the Table Clinics over lunch on Friday. Join us for Buyer's Happy Hour on Thursday from 4:00 p.m. – 6:00 p.m. *Sip, Shop, and Save* with complimentary beer or wine, and light snacks.

The Keynote Speaker is Minnesota native Nordic Skier Jessie Diggins! Jessie will share her stories of winning the Olympic Gold medal (and Silver and Bronze Olympic medals), while overcoming hardship and embracing teamwork. Without a strong and effective team, we cannot succeed. Listen to Jessie inspire us all to be our best.

This year we introduce the Family Pass to allow your family to join you at the Keynote, The BIG Party, and in the Exhibit Hall for Jessie's autograph session.

Celebrate with **The BIG Party** and Hairball Friday night. Let your hair down after a day full of CE, grab a bite to eat at one of St. Paul's nearby restaurants, and rejoin us at the RiverCentre in Roy Wilkins Auditorium for a fun night of music performed by Hairball. Rock out in your favorite '80s band t-shirt! Stay over in St. Paul Friday night and join us Saturday for a class or two before enjoying the rest of your weekend in the Twin Cities.

The 2023 Star of the North is **YOUR** meeting. Get your team and family excited! To get the latest updates, follow us on social media: Twitter, Facebook, Instagram, and LinkedIn.



**Renee Kinney, D.D.S.**  
*Chair, 2023 Scientific  
Session Committee*



starofthenorthmtg



@starofthenorth5



starofthenorth\_mda



star-of-the-north-dental-meeting

# SCHEDULE OF EVENTS

All events will take place at the Saint Paul RiverCentre unless otherwise noted.

## Thursday, April 27

7:00 am – 6:00 pm	Registration Open
8:00 am – 4:30 pm	Continuing Education Programs
10:00 am – 6:00 pm	Exhibit Hall Open
10:30 am – 2:00 pm	CE Spot
4:00 pm – 6:00 pm	Buyer's Happy Hour — <i>A Time to Sip, Shop, and Save</i>

## Friday, April 28

6:30 am – 5:00 pm	Registration Open
7:00 am – 4:30 pm	Continuing Education Programs
9:00 am – 5:00 pm	Exhibit Hall Open
9:30 am – 2:00 pm	CE Spot
11:00 am – 12:00 pm	Keynote Session
11:30 am – 1:30 pm	Table Clinics
8:00 pm – 10:00 pm	The BIG Party!

## Saturday, April 29

7:30 am – 2:00 pm	Registration Open
8:00 am – 4:30 pm	Continuing Education Programs

# TABLE OF CONTENTS

App (iPhone and Android) . . . . .	11	<b>REGISTRATION</b>	
Audio Recordings . . . . .	54	Registration Deadlines . . . . .	5, 66
Buyer's Happy Hour . . . . .	16	Registration Fees . . . . .	5
CE Spot . . . . .	14	Registration Information . . . . .	64
CE Verification . . . . .	8	What's Included . . . . .	5
Classifieds . . . . .	31	Registration Policies . . . . .	65-66
Contact Information . . . . .	64	Schedule of Events . . . . .	3
Continuing Education . . . . .	8-9	<b>SCIENTIFIC PROGRAMS</b>	
Course Tracks . . . . .	17-21	Thursday . . . . .	22-31
CPR . . . . .	9	Friday . . . . .	32-45
Exhibit Hall Information . . . . .	12-15	Saturday . . . . .	46-52
Exhibitor List . . . . .	13	Scientific Session Committee . . . . .	3
Experience Saint Paul . . . . .	7	Speaker Index . . . . .	10
Future Meeting Dates . . . . .	67	Sponsors . . . . .	67
Hotel Information . . . . .	6	Table Clinics . . . . .	14
Important Dates . . . . .	5	The BIG Party . . . . .	53
Keynote Session . . . . .	10	Topics by Day . . . . .	11
MN Dental Hygiene Assn . . . . .	19	WDA Breakfast . . . . .	22
Prize Drawings . . . . .	15		

# SCIENTIFIC SESSION COMMITTEE 2022-2023

**Norman Coates, D.M.D.**  
Saint Paul

**Teresa Fong, D.D.S.**  
Golden Valley

**Christine Hammer, D.D.S., M.S.**  
Duluth

**Kimberly Harms, D.D.S.**  
Bloomington

**Anne Kent, D.D.S.**  
New Brighton

**Renee Kinney, D.D.S.**  
Woodbury

**Reilly Kroiss**  
Dental Student, Minneapolis

**Meghan Schooley**  
Dental Student, Minneapolis

**Amber Cziok, D.D.S.**  
Litchfield, Board Liaison



Photo of 2022 SSC. Thank you to outgoing chair Dr. Loren Taple!

# BRIDGE TO A BRIGHTER FUTURE

Star of the North is celebrating 140 years of promoting excellence in dentistry. We look forward to providing a forum well into the future for you to learn, make connections, and explore the latest innovations in the industry. Come, cross the “Bridge to a Brighter Future,” together with your dental colleagues at one of the nation’s premier dental conferences.

**REGISTRATION OPENS JANUARY 4, 2023**  
**REGISTER ONLINE AT [STAR.MNDENTAL.ORG](https://star.mndental.org)**  
**REGISTER BY FEBRUARY 2, 2023 FOR BEST PRICES!**



# WHAT COMES WITH MY REGISTRATION?

EDUCATION	Access to 90+ continuing education sessions* Free CE at Table Clinics and CE Spot in Exhibit Hall Keynote Session with Olympian Jessie Diggins
EXHIBITS	Visit the Exhibit Hall and Earn 3 Elective Credits
NETWORKING	Buyer's Happy Hour in Exhibit Hall The BIG Party

*\*additional fees apply*

Your 2023 MDA dues must be paid before you can attend the meeting at the member rate.

## DENTIST REGISTRATION FEES AND CODES

CODE	CATEGORY	FEE
E	MDA Member	No Charge
A	ADA Member (out of state)	\$150
B	ADA Life Member	\$25
AW	WDA Member	\$75
G	Foreign Dental Association Member	\$150
H	ADA/MDA Non-member	\$845*
I	MDA Affiliate Member	No Charge
N	MDA Post Graduate Member	No Charge
O	Post Graduate Non-Member	\$10*
P	MDA Student Dentist Member	No Charge
Q	Student Dentist Non-Member	\$10*
Z	Non-Member Onetime Discount	\$125**
X	Exhibit Hall Only Pass	\$75

## STAFF REGISTRATION FEES AND CODES

CODE	CATEGORY	FEE
C	Dental Assistant	\$35
D	Dental Administrative Personnel	\$35
J	Dental Hygienist	\$35
K	Lab Tech/Lab Owner	\$35
L	Guest/Family of Dentist	\$15
M	Nurse	\$35
R	Student (assistant, hygiene, therapist or technician)	No Charge
T	Dental Therapist	\$35
W	Dental Educator (non-dentist)	\$35
1	Child (children under age 18)	No Charge


*\*Non-member registration fees may be applied toward MDA dues any time during 2023*

*\*\*Dentists who were ADA/MDA members in 2022 are not eligible for this discount*

# IMPORTANT DATES TO REMEMBER

## FEBRUARY 2, 2023

### EARLY BIRD DEADLINE

Registrations for programs that are received on or before this date will be eligible for reduced Early Bird tuition rates (look for ). Registrations postmarked after this date will be charged regular tuition rates.

## MARCH 30, 2023

### PRE-REGISTRATION DEADLINE

Pre-registrations must be received one or before this date. After this date you may still register online, and in-person onsite registration will be available, but fees may apply.  
*\*A \$20 registration fee will be applied to non-member registrations.*

## APRIL 4, 2023

### HOTEL RESERVATION DEADLINE

Reserve your room at [star.mndental.org](https://star.mndental.org). Reservations received *after* this date may not be eligible for discounted rates.

## APRIL 13, 2023

### CANCELLATION DEADLINE

All cancellations are subject to a \$15 per person cancellation fee. Cancellations must be submitted in writing to Eleventh & Gather by the deadline. If tickets and name badges have been mailed, they must be returned to Eleventh & Gather before a refund will be processed. The Scientific Session Committee will review cancellation requests received after the deadline. See page 66 for additional information.

# HOTEL ACCOMMODATIONS

Eleventh & Gather is the Star of the North Meeting's official hotel service company. Discounted room rates have been secured at several area hotels. These rates are only available by booking through the Star of the North Meeting room block. *Third-party websites may not refund your reservation deposit regardless of the situation.*

Make reservations via a dedicated online housing site or the toll-free line. Agents are available to assist you with all the special requests, room blocks, and suite requests.

**Housing will open on January 4, 2023. The housing office will be open Monday thru Friday, 8:00 am – 4:00 pm (CST). The deadline to make a reservation is April 4, 2023.**

After April 4, Eleventh & Gather may continue to assist you with new reservation requests, changes, and any special needs you may have.

**Online:** [star.mndental.org](http://star.mndental.org)

**Phone:** (866) 301-0750

**Email for questions:** [mda@prereg.net](mailto:mda@prereg.net)

**Confirmation:** Confirmation will be sent directly from Eleventh & Gather (check your spam/junk folder and approve emails from this sender)

Map No.	Hotel	Single/Double Rate
1	<b>Saint Paul Hotel</b> (Headquarters Hotel) 350 Market Street	\$204
2	<b>InterContinental Hotel</b> 11 East Kellogg Boulevard	\$196
3	<b>DoubleTree by Hilton</b> 411 Minnesota Street	\$179
4	<b>Holiday Inn RiverCentre</b> 175 W. 7 <sup>th</sup> Street	\$169
5	<b>Hampton Inn</b> 200 W. 7 <sup>th</sup> Street	\$175

## PARKING TIPS

For convenient parking, use the RiverCentre Parking Ramp, which is located across the street from the RiverCentre on Kellogg Boulevard. On Thursday and Friday, the RiverCentre Parking Ramp will fill up quickly. We recommend that you plan an early arrival or an alternate parking option on these days to avoid traffic and parking delays.

## DOWNTOWN SAINT PAUL





# EXPERIENCE SAINT PAUL

## SEE YOU IN SAINT PAUL!

Saint Paul boasts a unique mix of history, culture, cuisine, and entertainment. The city welcomes you with a clean and walkable downtown, historic landmarks, abundant restaurants and beautiful public spaces, as it sits proudly perched on the limestone bluffs of the iconic Mississippi River.

### SHOPPING

Enjoy great shopping on Grand Avenue or visit the Mall of America, the largest retail and entertainment complex in the nation. It features 520 stores, 50 restaurants and attractions galore.

### PARKS & MUSEUMS

Ignite wonder in kids and animal lovers of all ages at the Como Zoo Park and Conservatory, the oldest free zoo in the U.S. Or gain a deeper sense of your surroundings with beloved centers of exploration like the Science Museum of Minnesota, the Minnesota Children's Museum and the Minnesota History Center. If baseball is more your style, catch a game at CHS Field — home to the St. Paul Saints, the Minnesota Twins AAA minor league baseball team.

### MISSISSIPPI RIVER

Walk or bike some of the 26.2 miles of Mississippi River riverfront, more than any other U.S. city. Hop aboard a Padelford Riverboat to travel back in time from a bustling downtown harbor through wildlife inhabited riverbanks. Enjoy the great urban outdoors in one of the cities more than 170 parks and recreation areas.

### HISTORY & MYSTERY

Famous for housing notorious public enemies of the 1930s, Saint Paul offers a variety of tours and exhibits featuring such villains as John Dillinger, Babyface Nelson, Machine Gun Kelly, Alvin Karpis and the Barker gang. Wander up and down Summit Avenue, the longest stretch of preserved and beautifully restored Victorian mansions in the U.S. Check out one of the most distinctive cathedrals in the nation: the Cathedral of Saint Paul, modeled after St. Peter's Basilica at the Vatican in Rome.

Visit  
**SAINT PAUL**

Official Convention & Visitors Bureau

[visitsaintpaul.com](http://visitsaintpaul.com) #MYSAINTPAUL



@SaintPaul



visitsaintpaul



VisitSaintPaul



VisitSaintPaul

GENERAL INFO

Bell Museum



Visit Saint Paul



Saint Paul Cathedral



EXPLORE & **SAVE**  
WITH SAINT PAUL DEALS

Enjoy 60+ deals and more than \$600 in savings at Saint Paul's best attractions, retail shops and more.

Get more information at [saintpauldeals.com](http://saintpauldeals.com)

# CONTINUING EDUCATION (CE)

**EARN UP TO**

**25 HOURS OF CE**

**AT STAR OF THE NORTH!**

## BOARD OF DENTISTRY REQUIREMENT PER BIENNIAL CYCLE

CATEGORY	FUNDAMENTAL	ELECTIVE	TOTAL
DDS / DT	Minimum 30 hours	Maximum of 20 hours	50 hours
DH / LDA	Minimum 15 hours	Maximum of 10 hours	25 hours
DDS / DT / DH / LDA	A minimum of two courses in two of the following fundamental subject areas: Recordkeeping • Ethics • Patient Communication • Management of Medical Emergencies • Diagnosis & Treatment Planning • HIPAA		
DDS / DT / DH / LDA	Current CPR certification through a course equivalent to the American Heart Association healthcare provider course or the American Red Cross professional rescuer course		
DDS / DT / DH / LDA	Infection control course		
DDS	Opioid Training (mandatory for dentists who prescribe controlled substances). 2 hours required by 1/1/2024		

Visit the Minnesota Board of Dentistry website for full information: <https://mn.gov/boards/dentistry> (click on Professional Development)

## CONTINUING EDUCATION CREDITS

Minnesota dentists, hygienists, dental therapists, and registered dental assistants will earn three (3) elective CE credits for attending the Minnesota Dental Association's multi-day Star of the North Meeting. Many refer to these credits as those earned for "walking the show floor." Those who attend educational sessions may also earn Fundamental or Elective credit as indicated in the course program descriptions.

## HOW CREDITS ARE DETERMINED

Our speakers determine the length of their presentations, and they review their materials against Minnesota's professional development requirements. Each speaker determines if their materials match the Fundamental or Elective categories as defined by the Minnesota Board of Dentistry.



## NEED TO PRINT YOUR CE TRANSCRIPT?

CE Verification will be located in Kellogg Lobby Thursday, April 27 through Saturday, April 29. You will need your course completion codes and name badge or CE scan card. Or, avoid the lines and verify your CE via the Meeting App or at the CE Express Kiosk.



Sponsored by **WINTHROP & WEINSTINE**

# CONTINUING EDUCATION (CE)

## TIPS FOR RECEIVING YOUR CE

The Star of the North CE Verification system helps you to keep track of your professional development/CE activities at the meeting. Please take note of the following helpful hints to make the process as easy and effortless as possible:

- **License numbers matter** — When you register, include the individual state license number of ALL licensed attendees to ensure CE credits are granted for each person.
- **Write down the completion code** — Codes are announced at the conclusion of every CE-eligible session. Partial credit cannot be granted and if you leave before the code is announced, you will forfeit any CE credits.
- **Verify your CE after attending class** — Attendees can verify credits onsite at a CE Verification area, through the meeting app, or online for up to six months after the meeting. Once all codes are entered, a transcript can be printed. For your convenience, you can wait until you have attended all of your courses to verify them.
- **Print and file your transcript** — According to Minnesota Board of Dentistry rules, it is the responsibility of the individual dental professional to preserve a record of their CE activities.
- **ADA CE Track users** — We will upload verified Star of the North attendance information on June 1. Be sure to verify your CE by then to make sure your attendance date is included.

## NON-ENDORSEMENT

The Star of the North Meeting is an official activity of the Minnesota Dental Association. Speakers are selected based on their expertise and quality of presentation. Participation of speakers at the Star of the North Meeting neither implies nor reflects endorsement by the Minnesota Dental Association. All seminars are offered as information only and not as financial, accounting, legal, or other professional advice. Persons attending seminars or reviewing handout materials need to consult their own professional advisors for advice. Examples used in programs should not be applied directly to any particular dental office.

**The Minnesota Dental Association is  
an ADA CERP Recognized Provider.**

**ADA CERP®** | Continuing Education  
Recognition Program

ADA CERP is a service of the American Dental Association to assist dental professionals in identifying quality providers of continuing dental education. ADA CERP does not approve or endorse individual courses or instructors, nor does it imply acceptance of credit hours by boards of dentistry.

## NEED TO GET CERTIFIED IN CPR? WE GOT YOU COVERED!

### American Heart Association Healthcare Provider CPR

with Minnesota Medical Training Services

Thursday, April 27, 8:00 am – 11:00 am

Healthcare providers will find this expert course to be the perfect fit for their certification needs. This all-inclusive course will teach you everything you need to know about performing CPR, handling obstructed airway situations, using an AED and inserting airway adjuncts. This top level course is a must have in your skillset. You will master the techniques and emergency protocols that could help you save a life! Obtaining your certification with MMTS goes far beyond getting a simple piece of paper. Here, you will work with top-rate professionals who go above and beyond the role of an instructor.





# SPEAKER INDEX

## GENERAL INFO

Shannon Brinker . . . . .	21, 23, 33	Kevin Henry . . . . .	26, 44	Dr. Jacqueline M. Plemons. . . . .	39
Bruce Christopher . . . . .	47	Janice Hurley . . . . .	26, 36	Amber Riley . . . . .	51
Nancy Dewhirst . . . . .	23, 33	Irene Iancu . . . . .	18, 49	Katrina Sanders . . . . .	18, 40, 51
Dr. Anthony DiAngelis . . . . .	45	Dr. Mark Kleive . . . . .	45, 49	Dr. Roy Shelburne . . . . .	19, 41, 52
Dr. Erin Elliott . . . . .	24	Dr. Anne Koch . . . . .	27, 36	Janet Simpson . . . . .	29, 41
Dr. Paul Feuerstein . . . . .	24, 34	Dr. Karl Koerner . . . . .	20, 37, 50	Dr. Jane Soxman . . . . .	29, 42
Dr. Marie Fluent . . . . .	23	Dr. Gerard Kugel . . . . .	27, 37	Dr. Jamison Spencer . . . . .	52
Dr. Marc Geissberger . . . . .	34, 44, 47	Dr. Tieraona Low Dog . . . . .	38	Dr. John Svirsky . . . . .	30
Dr. Jim Grisdale . . . . .	35, 48	Dr. Susan Maples . . . . .	38, 50	Dr. R. Bruce Templeton . . . . .	45
Susan Gunn . . . . .	25, 35, 48	Dr. Edwin McDonald . . . . .	21, 28, 39	Dr. Thomas Viola . . . . .	30, 43
Dr. Timothy Hampton . . . . .	18, 25	Trisha O’Hehir . . . . .	18, 28		

## KEYNOTE SESSION



### JESSIE DIGGINS 2018 & 2022 OLYMPIC MEDALIST

**Friday, April 28**  
**11:00 am – 12:00 pm**  
**Roy Wilkins Auditorium**

Learn how to push yourself and your team to the edge and beyond Jessie Diggins-style with a smile and sparkles! The keynote speaker slated to be at 2023 Star of the North meeting is cross-country skiing World Champion and US Olympian Jessie Diggins.

Join us to learn how Jessie went from small town Minnesota to making sports history. Jessie will recount her journey and share her wisdom on overcoming adversity and bringing hope and understanding to others.

This event is  
sponsored in part by



**DYSTE WILLIAMS**  
A Tradition of Insurance Insight™



# TOPICS BY DAY

TOPIC	THURSDAY	FRIDAY	SATURDAY
<b>CARIOLOGY</b>			Iancu, AM
<b>COMMUNICATION/TEAM BUILDING</b>	Henry, AM	Dr. McDonald, AM and Workshop PM	Christopher, AM/PM
<b>DENTAL ASSISTING</b>		Brinker, AM	
<b>DENTAL TRAUMA</b>		Dr. DiAngelis, STAR Series PM	
<b>EMERGENCY MEDICINE</b>	CPR Workshop AM	Dr. Templeton, STAR Series PM	
<b>ENDODONTICS</b>	Dr. Koch, AM/PM	Dr. Koch, Workshop AM	
<b>ERGONOMICS</b>		Dewhirst, PM	
<b>ESTHETICS</b>	Dr. Kugel, AM/PM Dr. McDonald, Full Day Lecture	Dr. Kugel, Workshop AM	Dr. Geissberger, Workshop AM
<b>ETHICS</b>	Gunn, PM	Gunn, PM	
<b>FORENSICS</b>			Riley, PM
<b>IMPLANTS</b>	Dr. Hempton, PM	Dr. Grisdale, PM Sanders, PM	Dr. Grisdale, Workshop AM
<b>INFECTION CONTROL</b>	Dewhirst and Dr. Fluent, Workshops AM/PM	Dewhirst, AM	Sanders, AM/PM
<b>INSURANCE AND CODING</b>		Dr. Shelburne, PM	Dr. Shelburne, AM
<b>MARKETING</b>		Hurley, PM	
<b>MOUTH BREATHING</b>	O'Hehir, AM		
<b>NUTRITION AND HEALTH</b>	O'Hehir, PM	Dr. Geissberger, STAR Series AM Hurley, AM Dr. Low Dog, AM/PM Dr. Maples, PM	Dr. Maples, AM/PM
<b>OCCCLUSION</b>		Dr. Kleive, STAR Series PM	Dr. Spencer, AM/PM
<b>ORAL PATHOLOGY/ORAL MEDICINE</b>	Dr. Svirsky, AM	Dr. Plemons, AM/PM	Iancu, PM Riley, AM
<b>ORAL SURGERY</b>		Dr. Koerner, AM/PM	Dr. Koerner, Workshops AM/PM
<b>PATIENT COMMUNICATION</b>	Hurley, AM/PM		
<b>PEDIATRICS</b>	Dr. Soxman, AM/PM	Dr. Soxman, AM/PM	
<b>PERIODONTICS</b>	Dr. Hempton, AM	Dr. Grisdale, AM Sanders, AM	Dr. Grisdale, Workshop PM
<b>PHARMACOLOGY</b>	Dr. Viola, AM/PM	Dr. Viola, AM/PM	
<b>PHOTOGRAPHY</b>			Dr. Kleive, Workshop PM
<b>PRACTICE MANAGEMENT</b>	Henry, PM	Gunn, AM	Gunn, AM Dr. Kleive, AM
<b>RADIOLOGY</b>	Dr. Elliott, PM Simpson, PM Dr. Svirsky, PM	Brinker, PM Simpson, AM	
<b>RESTORATIVE</b>	Brinker, Workshops AM/PM	Dr. Geissberger, Workshop PM	Dr. Geissberger, PM
<b>SLEEP MEDICINE</b>	Dr. Elliott, AM		
<b>TECHNOLOGY</b>	Dr. Feuerstein, Lecture AM and Demonstration PM	Dr. Feuerstein, Demonstration AM and Lecture PM	


## DOWNLOAD THE APP

Sponsored by  Park Dental

Get out your smart phone or tablet and download our official meeting app! The app will be available through the App Store® and Google Play® beginning April 3, 2023. Just search for "Star of the North" or run an update if you've downloaded the app before.

You will have access to:

- Course Schedules and Room Numbers
- Course Handouts
- Speaker Photos/Bios
- CE Verification
- Exhibitor Listings
- Maps
- Show Specials
- Travel Information
- Social Media
- Special Alerts





# IN THE EXHIBIT HALL



## MDA ENDORSED PRODUCTS AND SERVICES

Companies endorsed by the Minnesota Dental Association are located throughout the Exhibit Hall. Look for the "MDA Endorsed Company" floor sticker or this ✓ symbol before their listing in the program book.

## DON'T WANDER! USE OUR INTERACTIVE FLOOR PLAN TO SAVE TIME!

Take a few minutes before you hit the floor to make a plan. Locate companies you want to check out, sales reps you need to talk to, or to find the products and services you need. Visit our interactive Exhibit Hall plan at [star.mndental.org/exhibit](http://star.mndental.org/exhibit) to organize your time and make the most of your Exhibit Hall experience.

## EXHIBIT HALL SCHEDULE

**Thursday, April 27**

10:00 am – 6:00 pm  
4:00 pm – 6:00 pm

**Exhibit Hall Open  
Buyer's Happy Hour  
in the Exhibit Hall**

**Friday, April 28**

9:00 am – 5:00 pm

**Exhibit Hall Open**





# EXHIBITORS

3M Oral Care

A-dec

ADA Practice Transitions

Argon Dental USA

Aspen Dental

Baker Tilly US, LLP

Bank of America ✓  
Practice Solutions

Benco Dental

Best Card ✓

BioLase

BISCO

BQ Ergonomics LLC

Brasseler USA

CAO Group

Carestream Dental

Christian Dental Society

Colgate


Community Dental Care

Crest + Oral-B

Crown Staffing and Recruiting

Dandy

DDSmatch.com

 Delta Dental of Minnesota

Dental Business Solutions

Dental Consulting Company

Dental Experts


Dentalree.com International Inc.


Designs for Vision, Inc.

Doctor Multimedia

 Dyste Williams ✓

## EXHIBITOR KEY

 Diamond Level Sponsor

 Platinum Level Sponsor

 Gold Level Sponsor

 Silver Level Sponsor

 Bronze Level Sponsor

✓ Endorsed Company

Edge Advisors

Elevate Oral Care

Erickson Technologies, Inc.

First Bank & Trust

Foundation Architects

Garfield Refining

Garrison Dental Solutions

Gateway Bank

Gideon International Auxiliary

Gifford Financial,

The MD & DDS Specialists

Glidewell Dental

 Harrison Dental Studio

Hawaiian Moon

HealthPartners

Heritage Construction

Hope Dental Clinic

Huntington Bank Practice Finance

illumitrac Software

Impladent Ltd.

Indian Health Service

Ivoclar

Karkela Construction

Kettenbach LP

Keystone Dental Group

Larkin Hoffman

Laser Medics Rx

LumaDent, Inc.

Maguire Refining, Inc.

MediLoupes

Michael Fleischaker & Assoc.

Tokuyama Dental US

Mill City Anesthesia

Minnesota Dental

Hygienists' Association

Minnesota Head &

Neck Cancer Foundation

Minnesota Transitions

Northern Dental Alliance

Old National Bank

Olsen Thielen CPAs and Advisors

Orascopic

 Pacific Dental

Panacea Financial

 Panthera Dental USA

 Park Dental

Park Dental Practice Transitions

Patterson Dental

Philips Sonicare and  
Philips Zoom! Whitening

PNC Healthcare Business Banking

Porter Royal Sales

Precision Dental Sharpening, LLC

Premier Dental Laboratory

Q-Optics & Quality Aspirators, Inc.

Renstrom Dental Studio

Restorative Driven Implants

RGP Dental

Rose Micro Solutions LLC

Salvin Dental Specialties, Inc.

Shea Practice Transitions, P.A.

Shofu Dental Corporation

Sjoquist Architects, Inc.

Smile Brands/Midwest Dental

Snap On Optics

Solmetex

Straumann Group

Studio32 Dental Laboratory

Sunset Technologies

SurgiTel

TerWisscha Architecture  
and Construction

Twin Anesthesia

Udell Dental Lab

Ultradent Products, Inc.

United Service

UnitedHealthcare

University of Minnesota  
School of Dentistry

Vatech America

Weave

 Winthrop & Weinstine

www.adit.com

XLDent

# EDUCATION IN THE EXHIBIT HALL

## CE SPOT



Check out the CE Spot in the Exhibit Hall! CE Spot presentations last for 30 minutes, with topics presented by our valued exhibitor partners. A full list of topics will be available in the Onsite Program before the meeting. We'll have a designated listening area, so grab a seat and earn some free CE!

**Thursday, April 27**

10:30 am – 2:00 pm

**Friday, April 28**

9:30 am – 2:00 pm



## TABLE CLINICS

Make sure Table Clinics are part of your itinerary and earn some free CE. Presentations only take 10 minutes per table, and may include information and research on critical issues in today's dental industry, tips to improve your clinical procedures, ways to better manage your practice, and much, much more.

**Friday, April 28**

11:30 am – 1:30 pm



**JOIN US  
FOR THESE**

# **FUN FEATURES**

**IN THE  
EXHIBIT HALL!**

## **BUYER'S HAPPY HOUR – A TIME TO SIP, SHOP & SAVE**

**Thursday, April 27, 4:00 pm – 6:00 pm**

We invite all registered attendees to join us on Thursday evening to enjoy shopping in a relaxing and very social environment. This popular event provides our attendees with valuable face-to-face time with exhibitors to discuss their latest products and services with no distractions. Prize drawings will be at the end of the evening, so stick around!

## **PICK UP YOUR CONFERENCE TOTE BAG**

Need something to cart around all the “stuff” you collect during the conference? We’ve got you covered — attendees can pick up a complimentary tote bag on the registration and meeting levels of RiverCentre. *\*One bag per attendee. While supplies last.*

Sponsored in part by:



## **MOBILE ESCAPE ROOM IS BACK**

See if you and five of your colleagues have the skills and aptitude to find the battle plans to save Gen. Montgomery's platoon from defeat.

## **SNAP A PHOTO & SHARE YOUR EXPERIENCE**

Visit the Star of the North/MDA photo area in the rotunda. Snap a selfie or a pic of your entire office. Don't forget to share and tag us on social media. #starofthenorth2023



## **GREEN SCREEN PHOTO BOOTH**

Visit the Green Screen booth and take some selfies with a large selection of backgrounds. Don't forget to share and tag us on social media #starofthenorth2023 (you could win a \$50 VISA gift card; one given each day).

Sponsored in part by:



EXHIBIT HALL

## **EXHIBIT PASSPORT GAME**

Pick up your passport at the meeting and visit the exhibits listed on the passport to receive your passport stamp. When your passport is complete, fill out your contact information and drop your passport into the drawing bin for a chance to win a \$100 VISA gift card. The winners' names will be posted on the Prize Board located on the registration level near the info booth.

## **PRIZE DRAWINGS\*\***

**Thursday, April 27 and Friday, April 28**

**Dentists** who attend the **Exhibit Hall Buyer's Happy Hour** on Thursday are eligible to win one of two \$500 VISA gift cards, or even a \$500 merchandise voucher to be used in the Exhibit Hall this year. Scan the barcode sign, located in the attendee lounge in the Exhibit Hall, using the Star of the North Meeting app. Additional prizes donated by our sponsors and exhibitors will also be given during the Buyer's Happy Hour. Drawings will take place throughout the evening, and winners will be posted on the prize board. The earlier you enter, the greater the chance you'll win. Check back often to see if you're a winner!

**All Attendees** — Prize drawings will take place on Thursday and Friday in the Exhibit Hall. Scan the code with the Star of the North Meeting app each day in the Exhibit Hall to be eligible to win various prizes. Winners will be drawn periodically during the exhibit show and posted on the Prize Board located on the registration level near the info booth.

## **PRIZE DRAWING RULES AND REGULATIONS**

**\*\* Only registered dental professionals are eligible to participate in Star of the North drawings.**

- Thursday Buyer's Happy Hour will take place between 4:00 pm and 6:00 pm.
- Friday drawings will take place between 10:00 am and 4:00 pm.
- Winners will be posted on a board located on the registration level near the info booth.
- All drawings are voluntary.
- You must use the Star of the North Meeting app to scan the barcode (**each day**) located in the attendee lounge near the CE Spot in the Exhibit Hall to enter.
- Only the winner with a valid picture ID may claim their prize.

# BUYER'S Happy Hour



## A TIME TO SIP, SHOP, AND SAVE!

THURSDAY, APRIL 27, 4:00 PM – 6:00 PM  
FREE FOR ALL ATTENDEES • IN THE EXHIBIT HALL

Join us for our Buyer's Happy Hour — *A Time to Sip, Shop & Save!* Two hours dedicated to visiting with our exhibitors and learning more about the dental products and services available for your practice. **This event will be open to ALL attendees and includes complimentary beer/wine from 4:00 pm to 6:00 pm.** Check out the meeting app for special alerts as well as promotions and discounts that participating exhibitors are offering.

This is a perfect opportunity to have those in-depth discussions about products and services in a relaxed atmosphere and place your orders onsite. A brochure with details on all the Show Specials will be emailed to registered dentists before the meeting.

MDA and exhibitor-sponsored prize drawings will occur throughout the evening, and prize winners will be listed on a prize board located near the information booth. Attendees will be eligible to win multiple prizes, including VISA gift cards or a \$500 merchandise certificate to spend at the booth of your favorite exhibitor.



*The Minnesota Dental Association and the Scientific Session Committee recommend the courses listed below for your dental team.*

## DENTAL TEAM TRACK

DATE	TITLE	SPEAKER
Thursday AM	American Heart Association Healthcare Provider CPR	Minnesota Medical Training Services
Thursday AM	Come In and Catch It: The Review that Sticks	Dr. John Svirsky
Thursday AM	Infection Control Workshop – What Works?	Dr. Marie Fluent Nancy Dewhirst
Thursday AM	Sleep Apnea: Wake Up to the Problem	Dr Erin Elliott
Thursday AM	When Confidence is Key	Janice Hurley
Thursday PM	25 Shades of Grey and a Whole Lot Less Risque	Dr. John Svirsky
Thursday PM	Your Actions Speak Louder Than Words: Ethics is YOUR Choice	Susan Gunn
Thursday PM	“UnBreak My Heart!”: Cardiovascular Disease: Dental Considerations & Patient Care Planning	Dr. Thomas Viola
Thursday PM	Becoming the Alpha Pup	Dr. Jane Soxman
Thursday PM	Radiography Refresher: Improving the Diagnostic Quality of Your Dental X-Rays	Janet Simpson
Thursday PM	The New Patient Experience	Janice Hurley
Friday AM	“It’s (Medically) Complicated!”: Essential Pharmacology for Treating Medically Complex Dental Patients	Dr. Thomas Viola
Friday AM	Clinical Techniques in Pediatrics	Dr. Jane Soxman
Friday AM	Common Lesions: Worry or Not to Worry?	Dr. Jacqueline M. Plemons
Friday AM	Emerging Trends in Periodontics in the 21st Century	Dr. Jim Grisdale
Friday AM	Hot Topics in Infection Control	Nancy Dewhirst
Friday AM	STAR Series AM	Dr. Marc Geissberger Kevin Henry
Friday AM	Nutrition for the Dental Team: Optimizing the Diet for Oral Health	Dr. Tieraona Low Dog
Friday AM	Timeless Body – Ageless Mind	Janice Hurley
Friday PM	“Something In Our Mist?”: Will Vaping Challenge Dentistry as Smoking Has in the Past?	Dr. Thomas Viola
Friday PM	Dental Image Branding	Janice Hurley
Friday PM	Ergonomics: It’s a Balancing Act	Nancy Dewhirst
Friday PM	STAR Series PM	Dr. R. Bruce Templeton Dr. Anthony DiAngelis Dr. Mark Kleive
Friday PM	Seeing in the Mouth with Super-Powered Eyes: Total Health Dentistry and Practice Profitability	Dr. Susan Maples
Friday PM	The Oral Cavity under Acid Attack Workshop	Dr. Marc Geissberger
Friday PM	Know When to Hold ‘Em and Know When to Fold ‘Em	Dr. Jane Soxman
Friday PM	Perfecting My Radiography Skills	Shannon Brinker
Saturday AM	Red, White and Blue: What Does it Mean to YOU?	Amber Riley
Saturday AM	Slaying Dragons: Acid Reflux and Diabetes Detection in the Dental Office	Dr. Susan Maples
Saturday AM	The Psychology of Success: Secrets Superstars Know	Bruce Christopher
Saturday PM	Fatten Up Your Patient Base and Skinny Down Your Kids	Dr. Susan Maples
Saturday PM	Are We Having Fun Yet? Attitude, Humor, and Peak Performance in Your Practice	Bruce Christopher
Saturday PM	Bones, Bugs, Fire & Flies. An Introduction to Forensic Odontology	Amber Riley

*See pages 18 and 19 for Featured Speakers for Dental Hygienists and Assistants.*

## FEATURED SPEAKERS



### **Timothy Hempton, D.D.S.**

Dr. Hempton is a Diplomate of the American Board of Periodontology and also maintains a private practice in Dedham, MA. He is an adjunct associate clinical professor at Tufts University School of Dental Medicine and a former clinical instructor at Harvard School of Dental Medicine.


*Courses Offered:*

#### **The Periodontal Co-Therapist: Practical Periodontology for the RDH**

Thursday, April 27, 8:00 am – 11:00 am

#### **Implant Therapy and the RDH: Why Implants and Tissues May Have Issues**

Thursday, April 27, 1:00 pm – 4:00 pm



### **Irene Iancu, RDH, CTD, OM**

Irene is an entrepreneur and dental hygienist, and has expanded her scope of practice with procedures that include Orthodontics, Restorative Dental Hygiene, Myofunctional Therapy, and advanced periodontal therapy utilizing the latest technology. Her dental practice Toothlife Studio just celebrated 2 years in Aug of 2022. Irene's goals are to create a simple, cultivating and a positive environment for team members, and of course, creating a fun and engaging first dental experience for many.

*Courses Offered:*

#### **Bacteria Gone WILD**

Saturday, April 29, 8:00 am – 11:00 am

#### **Houston, We Have a Problem...White Spot Lesions!**

Saturday, April 29, 1:00 pm – 4:00 pm



### **Trisha O'Hehir, RDH, MS**

Ms. O'Hehir is a dental hygiene leader, Buteyko Breathing Coach, educator and instrument designer, with a keen interest in preventing dental diseases. She has worked for five decades as a dental hygienist and held faculty positions at the Universities of Minnesota, Washington, Arizona, and Louisville.

*Courses Offered:*

#### **LipZip: Breathe Better to Live Better**

Thursday, April 27, 8:00 am – 11:00 am

#### **Why Gums Bleed: The Impact of Sugar on Systemic Health**

Thursday, April 27, 1:00 pm – 4:00 pm



### **Katrina Sanders, RDH, BSDH, M.Ed, RF**

A clinical dental hygienist, author and international speaker, Katrina is the "Dental WINEgenist™," as she pairs her desire for excellence in the dental industry with her knowledge and passion for wine. Katrina is the Clinical Liaison, Hygiene Excellence & Innovation for AZPerio, where she works in the periodontal surgical operator. She is the founder of Sanders Board Preparatory, serves on countless advisory boards and has been published in various publications.

*Courses Offered:*

#### **Cracking Periodontal Codes with Class: Diagnostic Decisions**

Friday, April 28, 7:00 am – 10:00 am

#### **Between the Threads: Uncovering Comprehensive Dental Therapeutics for the Dental Hygienist**

Friday, April 28, 1:00 pm – 3:30 pm

#### **Infection Control: When You Absolutely Don't Want to "Go Viral"**

Saturday, April 29, 8:00 am – 11:00 am

#### **The Future is Now: Modern Techniques for the Control & Prevention of Disease**

Saturday, April 29, 1:30 pm – 4:30 pm

## FEATURED SPEAKERS



### Shannon Brinker, CDA, CDD

Shannon Pace Brinker, International Lecture, Author, and Product Consultant to many dental manufacturers. Shannon and her team of dental assistant educators have taught over 60,000 dental assistants across the US and Canada. She has created an online platform for education called Chairside Assisting and opened her own dental store called Teeth Obsessed.

*Courses Offered:*

#### Provisional Techniques for Single Unit Crowns

Thursday, April 27, 8:30 am – 11:30 am

#### Perfecting My Chairside Skills

Friday, April 28, 7:30 am – 10:30 am

#### The Art of Exquisite Anterior Provisionals

Thursday, April 27, 1:30 pm – 4:30 pm

#### Perfecting My Radiography Skills

Friday, April 28, 1:30 pm – 4:30 pm



### Edwin McDonald, III, D.D.S., FAGD, FICD

He has given educational presentations for dentists, dental assistants, and dental teams at national and regional meetings across the United States on clinical subjects as well as leadership, organizational culture, and team building. In addition to a full time clinical practice, he is a partner in Line Of Sight Coaching. His coaching practice is focused on leadership development for dentists and office managers.

*Courses Offered:*

#### Functional and Esthetic Treatment Planning

Thursday, April 27, 8:30 am – 4:00 pm

#### The Exceptional Dentist-Assistant Team: Creating Peak Performance at the Chair

Lecture: Friday, April 28, 7:00 am – 10:00 am

Workshop: Friday, April 28, 1:30 pm – 4:30 pm

*The lecture in the morning will be open to any dentists and assistants who wish to participate. The workshop in the afternoon will be limited to 16 pairs of dentists and assistants. Participants in the workshop must have taken the lecture in the morning. Workshops fill up fast so register early for this incredible opportunity!*

# FOR DENTAL HYGIENISTS



## Minnesota

Dental Hygienists' Association

### Calling ALL hygienists...please join us for our General Assembly!

Saturday, April 29

Saint Paul RiverCentre

9:00 am – 12:00 pm with lunch to follow

RSVP: [srice.mndha@gmail.com](mailto:srice.mndha@gmail.com)

General Assembly (GA) allows every member to vote on bylaws and policies. More than half of ADHA member states have switched from a House of Delegates (HOD) to General Assembly (GA) and we worked with Wisconsin and ADHA to implement a GA here in Minnesota. Our hope is to engage more members while reducing the amount of time for our annual business.

# NEW DENTIST TRACK

*Our New Dentist Committee reviewed our courses and let us know which ones they were most excited about!*

## NEW DENTIST TRACK

DATE	TITLE	SPEAKER
Thursday AM	Contemporary Endodontics for Recent Graduates	Dr. Anne Koch
Thursday AM	Esthetic Dentistry: Keys to Success	Dr. Gerard Kugel
Thursday PM	Advanced Endodontics for the General Practitioner	Dr. Anne Koch
Thursday PM	25 Shades of Grey and a Whole Lot Less Risque	Dr. John Svirsky
Friday STAR Series AM	Wellness – Better Health, Better Care	Dr. Marc Geissberger
Friday STAR Series AM	The Top Five Mistakes Dental Practices Make... And How to Avoid Them	Kevin Henry
Friday STAR Series PM	Ten Things You Should Know About Traumatic Dental Injuries (TDIs)	Dr. Anthony DiAngelis
Friday STAR Series PM	Simple & Effective Bite Splints for 97% of Your Patients	Dr. Mark Kleive
Friday STAR Series PM	Medical Emergencies in the Dental Office: Are You Really Prepared?	Dr. R. Bruce Templeton
Friday PM	Ergonomics: It's a Balancing Act	Nancy Dewhirst
Saturday AM	Bacteria Gone WILD	Irene Iancu
Saturday AM	Red, White and Blue: What Does It Mean to YOU?	Amber Riley
Saturday PM	Are We Having Fun Yet? Attitude, Humor, and Peak Performance in Your Practice	Bruce Christopher
Saturday PM	New Advances in Direct & Indirect Restorative Dentistry	Dr. Marc Geissberger

*Which course got the most votes from our New Dentist Committee as the session they are most excited to attend?*



### Extractions for the General Dentist

Friday, April 28, 7:30 am – 10:30 am

#### Dr. Karl Koerner

Now more than ever, general dentists must become proficient with surgical extractions. Not as many patients can afford endo. Patients would like to stay in the same office if possible. There will always be a need for specialists and referral but many of the more straightforward cases could be done by the family dentist if he/she has more knowledge and confidence. This course is a good review of principles and techniques along with showing how to use the instruments that make the techniques possible. Thus, cases can be easier, more predictable, and less traumatic.





# DENTAL ADMINISTRATIVE PERSONNEL TRACK

*The Minnesota Dental Association and the Scientific Session Committee recommend the courses listed below for administrative personnel.*

## DENTAL ADMINISTRATIVE PERSONNEL TRACK

DATE	TITLE	SPEAKER
Thursday AM	When Confidence is Key	Janice Hurley
Thursday PM	How to Find, Hire, and Keep Amazing Team Members	Kevin Henry
Thursday PM	The New Patient Experience	Janice Hurley
Friday STAR Series AM	Wellness – Better Health, Better Care	Dr. Marc Geissberger
Friday STAR Series AM	The Top Five Mistakes Dental Practices Make...And How to Avoid Them	Kevin Henry
Friday AM	Timeless Body...Ageless Mind	Janice Hurley
Friday PM	Your Actions Speak Louder Than Words: Ethics is YOUR Choice	Susan Gunn
Friday PM	Seeing in the Mouth with Super-Powered Eyes: Total Health Dentistry and Practice Profitability	Dr. Susan Maples
Friday PM	Cracking the Code: Coding Essentials, CDT, and ICD	Dr. Roy Shelburne
Saturday AM	The Psychology of Success: Secrets Superstars Know	Bruce Christopher
Saturday AM	The Other Half of the Accounting Equation	Susan Gunn
Saturday AM	Maneuvering the Dental Minefield	Dr. Roy Shelburne
Saturday PM	Are We Having Fun Yet? Attitude, Humor, and Peak Performance in Your Practice	Bruce Christopher

TRACKS

## FEATURED SPEAKER



### Dr. Roy Shelburne

Dr. Shelburne graduated from the University of Virginia with a double major in Biology and Religious Studies in 1977. He went on to graduate with honors from Virginia Commonwealth University's Dental School. In March 2008, he surrendered his dental license after being convicted of healthcare fraud, racketeering, and money laundering. Dr. Shelburne is a nationally known speaker/writer/consultant and an American Dental Association Subject Matter Expert, President of the Academy of Dental Management Consultants, and Board Member of the Speaking Consulting Network who openly shares his mistakes and how to avoid those career ending errors.

*Courses Offered:*

### Cracking the Code: Coding Essentials, CDT and ICD

Friday, April 28, 1:00 pm – 4:00 pm

### Maneuvering the Dental Minefield

Saturday, April 29, 8:00 am – 11:00 am





## THURSDAY AT-A-GLANCE

**PRICES GO UP  
AFTER FEB. 2!**

SPEAKER	COURSE #	PROGRAM TITLE	TIMES	DENTIST	STAFF
Brinker	T2301	Provisional Techniques for Single Unit Crowns	8:30 am – 11:30 am	\$315	\$315
Brinker	T2302	The Art of Exquisite Anterior Provisionals	1:30 pm – 4:30 pm	\$315	\$315
Dewhirst, Fluent	T2303	Infection Control Workshop – What Works?	8:30 am – 11:30 am	\$315	\$315
Dewhirst, Fluent	T2304	Infection Control Workshop – What Works?	1:30 pm – 4:30 pm	\$315	\$315
Elliott	T2305	Sleep Apnea	8:30 am – 11:30 am	\$35	\$25
Elliott	T2306	Toothaches, Implants, and Sleep, Oh My!	1:30 pm – 4:00 pm	\$30	\$20
Feuerstein	T2307	Diagnosis, Planning and Treatment Using New 3D Technology	8:00 am – 11:00 am	\$35	\$25
Feuerstein	T2308	Hands-On Technology Experience	1:30 pm – 4:00 pm	\$90	\$80
Gunn	T2309	Your Actions Speak Louder Than Words	1:30 pm – 4:00 pm	\$30	\$20
Hempton	T2310	The Periodontal Co-Therapist	8:00 am – 11:00 am	\$35	\$25
Hempton	T2311	Implant Therapy and the RDH	1:00 pm – 4:00 pm	\$35	\$25
Henry	T2312	Tackling the Biggest Pitfalls in the Dentist-Assistant Relationship	8:30 am – 11:30 am	\$35	\$25
Henry	T2313	How to Find, Hire, and Keep Amazing Team Members	1:00 pm – 4:00 pm	\$35	\$25
Hurley	T2314	When Confidence is Key	9:00 am – 11:00 am	\$25	\$15
Hurley	T2315	The New Patient Experience	1:30 pm – 4:00 pm	\$30	\$20
Koch	T2316	Contemporary Endodontics for Recent Graduates	8:30 am – 11:30 am	\$35	\$25
Koch	T2317	Advanced Endodontics for the General Practitioner	1:00 pm – 4:00 pm	\$35	\$25
Kugel	T2318	Esthetic Dentistry	8:00 am – 11:00 am	\$35	\$25
Kugel	T2319	The Do's and Don'ts of Porcelain Laminate Veneers	1:00 pm – 4:00 pm	\$35	\$25
McDonald	T2320	Functional & Esthetic Treatment Planning	8:30 am – 4:00 pm	\$70	\$50
O'Hehir	T2321	LipZip	8:00 am – 11:00 am	\$35	\$25
O'Hehir	T2322	Why Gums Bleed	1:00 pm – 4:00 pm	\$35	\$25
Simpson	T2325	Radiography Refresher	1:00 pm – 4:00 pm	\$35	\$25
Soxman	T2326	Diagnosis and Treatment of Oral Trauma	8:00 am – 11:00 am	\$35	\$25
Soxman	T2327	Becoming the Alpha Pup	1:30 pm – 4:30 pm	\$35	\$25
Svirsky	T2328	Come In and Catch It	8:30 am – 11:30 am	\$35	\$25
Svirsky	T2329	25 Shades of Grey and a Whole Lot Less Risqué	1:00 pm – 4:00 pm	\$35	\$25
Viola	T2330	Hurts So...Swell!	8:00 am – 11:00 am	\$35	\$25
Viola	T2331	UnBreak My Heart!	1:00 pm – 4:00 pm	\$35	\$25
Minnesota Medical Training Services	T2332	American Heart Association Healthcare Provider CPR	8:00 am – 11:00 am	\$70	\$70

**EXHIBIT HALL OPEN 10:00 AM – 6:00 PM**

**CE SPOT 10:30 AM – 2:00 PM**



Thursday, April 27  
4:00 pm – 6:00 pm  
In the Exhibit Hall  
**A Time to Sip, Shop and Save!**  
Visit exhibitors and learn more about the dental products and services available for your practice.  
**Open to ALL REGISTERED ATTENDEES**  
*Includes free beer and wine.*

**WDA MEMBER  
BREAKFAST**



**Thursday, April 27  
7:00 am – 8:30 am  
Saint Paul RiverCentre**

The Wisconsin Dental Association invites WDA members attending the 2023 Star of the North Meeting to join them for breakfast at the convention center.



## SHANNON BRINKER, CDA, CDD



Shannon Pace Brinker, International Lecture, Author, and Product Consultant to many dental manufacturers. Shannon and her team of dental assistant educators have taught over 60,000 dental assistants across the US and Canada. She has created an online platform for education called Chairside Assisting and opened her own dental store called Teeth Obsessed.

### Provisional Techniques for Single Unit Crowns

**LIMITED TO: 35 Attendees**

COURSE #:	<b>T2301</b>		
TIME:	8:30 am to 11:30 am		
TUITION:	Dentist \$325		\$315
	Staff \$325		\$315
CREDITS:	3.0 Fundamental CEs		
AGD CODE:	250		
AUDIENCE:	Adm A T DT D H ST		

With increased demands being placed on provisional restorations, new materials and techniques are being developed and some existing protocols are being refined to accomplish desired goals. This hands-on course is designed to report on current materials, techniques, and concepts in fabricating and maintaining long-term provisionals.

#### Learning Objectives:

- 1.) Learn necessary Pre-Operative Impression Techniques for easy trimming.
- 2.) Understand the importance of Handpiece and Burr selection for fast and accurate trimming and polishing.
- 3.) How to replicate missing dentition and restore to proper contour and shape with provisionals.

### The Art of Exquisite Anterior Provisionals

**LIMITED TO: 35 Attendees**

COURSE #:	<b>T2302</b>		
TIME:	1:30 pm to 4:30 pm		
TUITION:	Dentist \$325		\$315
	Staff \$325		\$315
CREDITS:	3.0 Fundamental CEs		
AGD CODE:	250		
AUDIENCE:	Adm A T DT D H ST		

The role of dental restorations used for provisional and indirect restorative procedures has changed dramatically in the past several years. These restorations are no longer regarded as temporary restorations but rather as provisional restorations with distinct functions and purposes. Provisional restorations have become a vital diagnostic and assessment tool to evaluate function color, shape, contour, occlusion, periodontal response, implant healing, and overall esthetics.

#### Learning Objectives:

- 1.) Understand how provisional restorations have become a vital diagnostic and assessment tool.
- 2.) How to fabricate direct and indirect Provisionals to provide accurate fit and margination that is essential to ensuring and maintaining pulpal health.
- 3.) How to trim, finish, repair and polish provisionals to create exquisite fit and aesthetics.
- 4.) Choose cementation techniques for partial and full coverage provisionals.

## NANCY DEWHIRST, RDH



Ms. Dewhirst graduated from the University of Southern California, practiced dental hygiene for 20 years, is adjunct dental hygiene faculty at West Coast University, and a member of Sigma Phi Alpha. Ms. Dewhirst is consistently listed as one of the nation's "Leaders in CE", presents over 80 seminars a year, is featured at major US and Canadian Dental Conferences, and is a member of the California Dental Association Speakers Bureau. She has had many articles published in dental peer-reviewed journals and has contributed to dental textbooks and guidance documents.

### Infection Control Workshop – What Works?

**LIMITED TO: 60 Attendees**

COURSE #:	<b>T2303</b>		
TIME:	8:30 am to 11:30 am		
COURSE #:	<b>T2304 (Repeat)</b>		
TIME:	1:30 pm to 4:30 pm		
TUITION:	Dentist \$325		\$315
	Staff \$325		\$315
CREDITS:	3.0 Fundamental CEs		
AGD CODE:	148		
AUDIENCE:	A DT D H N ST		

A variety of infection control products and approaches are presented in this lively and interactive hands-on workshop. Basic disease transmission and infection control are explored in light of current documented knowledge while using products as instructional tools. Misconceptions and common problems will be discussed, along with potential implications and consequences. The program is intended to help participants get maximum effectiveness from their infection control efforts. See (with glow-germs and other activities) how different techniques and products work for you! Each attendee leaves with examples of products to apply what they learned.

#### Learning Objectives:

- 1.) Explain basic principles of infection control.
- 2.) Evaluate best practices in hand hygiene.
- 3.) Compare and evaluate personal protective equipment (PPE) products and practices.
- 4.) Assess options for optimal environmental asepsis.
- 5.) Discuss instrument sterilization technology and practices.
- 6.) Evaluate strategies to manage dental waterline asepsis.
- 7.) Consider sharps safety protocol.
- 8.) Maximize effectiveness of infection control efforts.

## MARIE FLUENT, D.D.S., CDIPC



Dr. Fluent is a graduate of the University of Michigan School of Dentistry. Her dental career spans 35 years and includes roles as dentist, infection control coordinator, office manager, and dental assistant. She has extensive experience as a dental assisting clinical instructor, educator, speaker, author, and consultant. Dr. Fluent is passionate and deeply committed to improving dental infection control and patient safety. Through her writing, webinars, and lectures, she has educated thousands of dental professionals and students nationally and internationally.

## AUDIENCE CODES

D	H	A	N	T	Adm	DT	ST
DENTIST	HYGIENIST	ASSISTANT	NURSE	DENTAL TECH	ADMINISTRATIVE PERSONNEL	DENTAL THERAPIST	STUDENT DENTIST





## ERIN ELLIOTT, D.D.S.



These programs  
are sponsored by  
Panthera Dental USA.

Dr. Erin Elliott grew up in California and went to Houghton College where she played collegiate soccer and graduated summa cum laude. After graduating Creighton Dental School in 2003, she settled in Idaho to begin her general dentistry career. She has a special interest in Dental Sleep Medicine and technology. She has lectured extensively on this topic and loves to help general dentists extend this life-saving service to their patients. She is an active member of her local American Dental Association, the American Academy of Sleep Medicine, and the American Academy of Dental Sleep Medicine.

### Sleep Apnea: Wake Up to the Problem



COURSE #:	<b>T2305</b>		
TIME:	8:30 am to 11:30 am		
TUITION:	Dentist \$45		\$35
	Staff \$35		\$25
CREDITS:	3.0 Fundamental CEs <i>Diagnosis and Treatment Planning</i>		
AGD CODE:	200		
AUDIENCE:	Adm A DT D H N		

Did you know that dentists play a key role in treating sleep apnea? Left untreated, sleep apnea can cause high blood pressure, stroke, heart conditions and diabetes. Did you know there are hundreds of undiagnosed patients in your practice suffering from sleep apnea? Dentists have a unique opportunity to detect and treat this debilitating condition in patients who may never have sought help. This course is designed as an overview on dental sleep medicine and how you can improve your patients' overall health and quality of life while building your practice.

#### Learning Objectives:

- 1.) Overview of what sleep apnea is and the different types.
- 2.) Overview of health consequences of untreated sleep apnea.
- 3.) Creating awareness in the hygiene department.
- 4.) How to get a diagnosis from a sleep physician.
- 5.) Overview of treatment options.
- 6.) How an oral appliance works and oral appliance selection.

### Toothaches, Implants, and Sleep, Oh My! A Tale of a Cone Beam Driven General Dentist Office

COURSE #:	<b>T2306</b>		
TIME:	1:30 pm to 4:00 pm		
TUITION:	Dentist \$40		\$30
	Staff \$30		\$20
CREDITS:	2.5 Fundamental CEs <i>Diagnosis and Treatment Planning</i>		
AGD CODE:	730		
AUDIENCE:	A DT D H		

Cone Beam Computed Tomography (CBCT) has ushered in a new era of 3-D imaging for clinicians. It enables dentists to SEE more, but how does it empower them to DO more? And what does this actually look like in a dynamic dental practice like yours? In this course, Dr. Erin Elliott will share best practices about how to optimize CBCT for diagnostic and treatment planning of patients. From implant planning and placement to common incidental findings and sleep apnea, general dentists will leave this program with actionable takeaways.

#### Learning Objectives:



- 1.) Understand diagnostic capabilities of 3-D imaging.
- 2.) Grasp implant case planning and surgical guide planning.
- 3.) Recognize CBCT's role in treating snoring and sleep apnea.
- 4.) Identify common incidental findings.
- 5.) Consider criteria for CBCT procurement.

## PAUL FEUERSTEIN, D.M.D.



Paul Feuerstein, DMD graduated from SUNY Brook during the '60s studying chemistry, engineering, computer science and MUSIC. A 1972 graduate of UNDMJ he maintains a general practice in Massachusetts. He is Editor In Chief of Dentistry Today, author of over 250 technology articles. His work with CAD/CAM helped develop the LAVA C.O.S. intraoral scanning system. He was named Clinician of the Year at the 2010 Yankee Dental Congress. He is CDO of the Cellerant Consulting Group. In 2020 he was named one of the top 100 dental professionals in the world by the Global Summits Institute!

### Diagnosis, Planning and Treatment Using New 3D Technology

COURSE #:	<b>T2307</b>		
TIME:	8:00 am to 11:00 am		
TUITION:	Dentist \$45		\$35
	Staff \$35		\$25
CREDITS:	3.0 Fundamental CEs <i>Diagnosis and Treatment Planning</i>		
AGD CODE:	010		
AUDIENCE:	DT D ST		



The course will review the current scanners as well as a few coming soon. There will be a discussion of in-office vs laboratory fabrication of restorations, milling and a brief look at 3D printing. Follow the workflow from digital impressions, Conebeam CT, implant and restoration planning and lab processes all with the latest digital devices including CAD/CAM. The flow begins with digital diagnostics, 3-D impression devices, CAD/CAM systems, cone beam volumetric technology, software, and implant simulation, related laboratory services and equipment, and other exciting emerging products.

#### Learning Objectives:

- 1.) Learn details of the current and future products.
- 2.) Ask questions such as, should you consider making your own restorations, or should you plan on getting rid of your impression material?
- 3.) Learn the clinical process from diagnosis to final treatment.
- 4.) Learn the basics of conebeam technology and units.

### Hands-On Technology Experience: 3D Technology

**LIMITED TO: 40 Attendees**

COURSE #:	<b>T2308</b>		
TIME:	1:30 pm to 4:00 pm		
TUITION:	Dentist \$100		\$90
	Staff \$90		\$80
CREDITS:	2.5 Fundamental CEs		
AGD CODE:	010		
AUDIENCE:	DT D ST		

Products will be in the room for demonstrations and closeup examination in a non-sales, CE environment. You will be able to ask questions of the manufacturers without pressure. These will be, but not limited to, digital impression scanners, Conebeam software, digital laboratory products, cameras, practice management, as well as other technology products from the exhibit floor.

#### Learning Objectives:

- 1.) See the newest digital impression systems.
- 2.) See new products and ask questions without sales pressure.
- 3.) Test drive some of the products.

## SUSAN GUNN, CFE



*This program is sponsored by the MN Sections of the American College of Dentists, International College of Dentists and Pierre Fauchard Academy.*

Riveting Speaker. Relatable Author. Reliable Business Consultant. Ruthless Fraud Examiner. All these have been used to describe Susan Gunn. For over 25 years, Susan's mission is to serve the dental industry by providing solutions that enable practice owners to understand the business of their practice and to protect their practice from embezzlement. She is a Certified Fraud Examiner, has written 46 books geared for professional practices sold internationally and is a special consultant to the American Dental Association. Susan is the host of the popular bi-weekly podcast program Money In, Money Out. Susan's mantra? "Lead with Integrity"

### Your Actions Speak Louder Than Words: Ethics is YOUR Choice

COURSE #:	<b>T2309</b>
TIME:	1:30 pm to 4:00 pm
TUITION:	Dentist \$40  \$30 Staff \$30  \$20
CREDITS:	2.5 Fundamental CEs <i>Ethics</i>
AGD CODE:	555
AUDIENCE:	Adm A T DT D H N ST

The norm used to be "If you didn't have anything nice to say, then say nothing at all." With those sentiments thrown out the window, how easy is it to "do the right thing?" To dig deeper into ethics in our practice, we first must explore our personally held ethics. Susan addresses what it means to have ethical standards, what and who influences our ethics, how one can lose their sense of ethics and how our ethics affect our work, our practice, and our lives. A unique presentation, Susan uses animation to talk about the daunting topic of ethics.

#### Learning Objectives:

- 1.) What is ethics?
- 2.) How do ethics encompass all you are involved in?
- 3.) What and who influences ethics?
- 4.) How can a practice create their own Code of Ethics?

## TIMOTHY HEMPTON, D.D.S.



Dr. Hempton is a Diplomate of the American Board of Periodontology and also maintains a private practice in Dedham, MA. He is an adjunct associate clinical professor at Tufts University School of Dental Medicine and a former clinical instructor at Harvard School of Dental Medicine.

### The Periodontal Co-therapist: Practical Periodontology for the RDH

COURSE #:	<b>T2310</b>
TIME:	8:00 am to 11:00 am
TUITION:	Dentist \$45  \$35 Staff \$35  \$25
CREDITS:	3.0 Fundamental CEs <i>Diagnosis and Treatment Planning, Patient Communication</i>
AGD CODE:	490
AUDIENCE:	DT D H ST

In addition to providing patient care, the RDH educates and advises patients regarding etiology/risk factors, proposed therapeutic options, and the treatment experience. This program will review the 2017 AAP Classification of periodontal disease and present documentation of various clinical cases treated with non-surgical and surgical therapy. Scientific evidence supporting the periodontal therapy provided is examined.

#### Learning Objectives:

- 1.) Review systemic and local risk factors for the development of periodontal disease.
- 2.) Utilizing clinical cases, the 2017 AAP Classification of periodontal disease is reviewed.
- 3.) Review the impact of non-surgical therapy on the subgingival biofilm.
- 4.) Review the value of systemic and locally delivered antibiotics in attachment gain.
- 5.) Describe the limitations of non-surgical debridement and indications for surgical intervention.

### Implant Therapy and the RDH: Why Implants & Tissues May Have Issues

COURSE #:	<b>T2311</b>
TIME:	1:00 pm to 4:00 pm
TUITION:	Dentist \$45  \$35 Staff \$35  \$25
CREDITS:	3.0 Fundamental CEs <i>Diagnosis and Treatment Planning, Patient Communication</i>
AGD CODE:	690
AUDIENCE:	DT D H ST

Implant therapy is, under the appropriate circumstances, a viable and predictable treatment modality. In addition to providing maintenance for previously placed dental implants, the dental hygienist frequently confers with patients who are considering implant therapy as an option to replace missing teeth. This course will review maintenance for implants with healthy Peri-implant tissues and implants presenting with Peri-implant disease. In addition, to facilitate a better understanding of the overall process of implant dentistry, the basics of surgical placement, bone grafting, prosthetic options, anatomical concerns, and systemic factors will also be reviewed.

#### Learning Objectives:

- 1.) Review the factors that result in stable and esthetic implant outcomes.
- 2.) Discuss the AAP classification for peri-implant disease.
- 3.) Learn the etiology and clinical appearance of problematic implants.
- 4.) Review and assess techniques and instrumentation for implant maintenance.
- 5.) Review anatomical concerns and systemic factors associated with implant therapy.



## TAKE A WORKSHOP!

Look for this icon that identifies courses that are hands-on workshops. These courses are for smaller groups to practice real world techniques with the same dental tools and equipment found in your office. Check the course description carefully for equipment needs, participant requirements, or prerequisites. Some workshops may require mandatory attendance of a lecture portion.





## KEVIN HENRY, MA



With nearly 20 years in the dental publishing industry, Kevin Henry has served as the editor-in-chief for DrBicuspid.com, the former group editorial director for Dental Products Report, and managing editor for Dental Economics. Additionally, he now serves as the co-founder for IgniteDA, a community designed to empower, enlighten and educate dental assistants. He speaks to dental assistants throughout the country, reminding them of the important role they play every day in their practice. He is also certified as a DiSC trainer, helping dental practices learn how to understand each other better through personality assessments and training.

### Tackling the Biggest Pitfalls in the Dentist-Assistant Relationship

COURSE #:	<b>T2312</b>		
TIME:	8:30 am to 11:30 am		
TUITION:	Dentist \$45	👁️ \$35	Staff \$35
		👁️ \$25	
CREDITS:	3.0 Elective CEs		
AGD CODE:	550		
AUDIENCE:	Adm A T DT D H N ST		

In his 20-plus years of working with dental practices across the United States, Kevin Henry has seen some of the most glaring issues in a practice come from the interpersonal relationships that exist in that practice. If the dentist and assistant aren't on the same page, it's hard for the rest of the practice to be, so let's start there and build a model of communication and understanding that can turn dysfunction into harmony. In this fast-paced, interactive lecture, we will look at common issues from both the assistant and dentist side, shining a light on some common myths that need to be busted.

#### Learning Objectives:

- 1.) List common issues from both the dentist and assistant side of the equation.
- 2.) Understand why assistants want to be considered "team" rather than "staff."
- 3.) Avoid problems before they begin and minimize those that exist.

### How to Find, Hire, and Keep Amazing Team Members

COURSE #:	<b>T2313</b>		
TIME:	1:00 pm to 4:00 pm		
TUITION:	Dentist \$45	👁️ \$35	Staff \$35
		👁️ \$25	
CREDITS:	3.0 Elective CEs		
AGD CODE:	550		
AUDIENCE:	Adm A T DT D H N ST		

The success of your dental practice depends on the team you assemble. From the hiring process to the everyday activities within your practice, your interactions with your team members (and their interactions with patients) can be the difference between an efficient business and one that customers and employees steer clear of. Based on his experience with team members over the last 20 years, Kevin Henry has compiled a list of things that can help you find them, hire them, and keep them. Let's make the days of "hiring a heartbeat" over and ensure you are finding the right person for your business.

#### Learning Objectives:

- 1.) List the three biggest questions you should be asking when hiring.
- 3.) Learn where other dentists are finding team members.
- 4.) Learn what it takes to get off the turnover wheel and keep a team together long-term.
- 5.) Discover how every team member can impact the bottom line of the practice.

## JANICE HURLEY



Ms. Hurley has been honored for the last ten years by Dentistry Today as one of the top speakers in dentistry. Her degree is from the University of San Francisco in Organizational Behavior and she has more than 25 years' experience as a dental consultant.

### When Confidence is Key

COURSE #:	<b>T2314</b>		
TIME:	9:00 am to 11:00 am		
TUITION:	Dentist \$35	👁️ \$25	Staff \$25
		👁️ \$15	
CREDITS:	2.0 Fundamental CEs <i>Patient Communication</i>		
AGD CODE:	550		
AUDIENCE:	DT D H ST		

Learn what it takes to have patients see you in the "best light" so they feel safe and confident in your abilities as well as move forward with recommended treatment. It's rewarding to understand that your professional success and personal fulfillment depends on you and characteristics you CAN control. Ongoing practice success is a result of your personal relationships and your ability to have an optimal response to others. Make positive changes to your professional image and personal expression so your patients are as comfortable as possible throughout their time with you. Embrace your options of resilience to withstand our present challenges.

#### Learning Objectives:

- 1.) Learn to create your best first impression, quality impression, and lasting impression.
- 2.) Understand how to exude confidence and increase your patient's trust.
- 3.) Be comfortable in using the social skills successful people employ.
- 4.) Create daily habits to increase your resilience through challenging times.
- 5.) Attendees will have a proactive mindset towards communicating with patients and peers.

### The New Patient Experience

COURSE #:	<b>T2315</b>		
TIME:	1:30 pm to 4:00 pm		
TUITION:	Dentist \$40	👁️ \$30	Staff \$30
		👁️ \$20	
CREDITS:	2.5 Fundamental CEs <i>Patient Communication</i>		
AGD CODE:	550		
AUDIENCE:	DT D H ST		

Learn how to design your new patient paperwork to uncover your patients wants and needs. Hear how to conduct interviews with new patients to find out how your patients presently feel about the value of their dental health and their history with dentistry. When you develop a system that involves the whole team in this key component of practice management, you're guaranteed to increase treatment acceptance.

#### Learning Objectives:

- 1.) Clarify the importance of each and every new patient interaction.
- 2.) Review existing systems so patients will not have to tell you the same thing twice.
- 3.) Develop interview skills to increase the patient's sense of comfort and connection on their first visit.
- 4.) Design your patient paperwork to support your goal of uncovering what is most important to your patient.

## ANNE KOCH, D.M.D.



Dr. Koch received her DMD and Certificate in Endodontics from the University of Pennsylvania. She is the founder and past Director of the Postdoctoral Program in Endodontics and Microsurgery at Harvard School of Dental Medicine. She holds multiple patents, has authored more than one hundred and fifty articles in her specialty, and has presented more than one thousand lectures worldwide.

### Contemporary Endodontics for Recent Graduates

COURSE #:	<b>T2316</b>
TIME:	8:30 am to 11:30 am
TUITION:	Dentist \$45  \$35 Staff \$35  \$25
CREDITS:	3.0 Fundamental CEs <i>Diagnosis and Treatment Planning</i>
AGD CODE:	070
AUDIENCE:	A D ST

This presentation is geared principally toward the recent dental graduate who feels somewhat intimidated by endodontics. Most undergraduate dentals schools have such busy curriculums that minimal time is devoted to clinical endodontics. Consequently, this session will be dedicated to such issues as practical diagnosis, the importance of straight line access, when to refer, how to achieve profound anesthesia, minimization of iatrogenic errors, various instrumentation techniques, and obturation options.

#### Learning Objectives:

- 1.) Be able to conceptualize endodontics in a more circumferential manner and have a better comprehension of what well done endodontics can accomplish for their patient.
- 2.) Have a more thorough understanding of diagnosis, instrumentation, and obturation.
- 3.) Be able to diagnose and anesthetize "hot teeth."

### Advanced Endodontics for the General Practitioner

COURSE #:	<b>T2317</b>
TIME:	1:00 pm to 4:00 pm
TUITION:	Dentist \$45  \$35 Staff \$35  \$25
CREDITS:	3.0 Fundamental CEs
AGD CODE:	070
AUDIENCE:	D

This lecture will address endodontics from both an advanced perspective and from a restorative point of view. Dr. Koch will emphasize the concept of linking endodontics with restorative dentistry and will demonstrate how important it is to be conservative in the coronal third of the root canal, when performing rotary instrumentation. A completely intuitive way of instrumenting a root canal will be discussed, as well as an update on bioceramic technology. Direct and indirect pulp caps will be fully discussed. Finally, a new digital imaging system (EZscope) that provides both magnification and enhanced visibility will be introduced.

#### Learning Objectives:

- 1.) Be able to comprehend the endo-restorative relationship and describe the latest techniques used to achieve predictable success.
- 2.) Have a thorough understanding of advanced instrumentation techniques.
- 3.) Be able to evaluate the changing paradigm in endodontics and realize that pulp caps do have a place in endodontic treatment.

## GERARD KUGEL, M.S., D.M.D., PH.D



Dr. Kugel is the Associate Dean for Research and Professor of Prosthodontics and Operative Dentistry at Tufts University School of Dental Medicine. He is part of a group practice located in Boston, Massachusetts.

### Esthetic Dentistry: Keys to Success

COURSE #:	<b>T2318</b>
TIME:	8:00 am to 11:00 am
TUITION:	Dentist \$45  \$35 Staff \$35  \$25
CREDITS:	3.0 Fundamental CEs
AGD CODE:	780
AUDIENCE:	D ST

In this seminar, Dr. Kugel will highlight the latest information and evidence on a wide variety of topics in esthetic dentistry and clinical procedures. Aimed at dentists and their staff, this course will provide relevant clinical information to assist dentists in their everyday practice. Participants will learn: a comprehensive review of core principles of esthetic dentistry related to tooth form and function — tooth position, occlusal function and, most importantly, what you need to know to stay out of trouble. You will get practical and cost effective information that you can use immediately in your practice.

#### Learning Objectives:

- 1.) Dentist will learn the limitations of materials as well as the best options for different clinical situations.
- 2.) Dentist will learn the importance of understanding occlusion as it relates to their choice of materials.
- 3.) Dentist will learn the evidence as it related to new bonding systems.

### The Do's and Don'ts of Porcelain Laminate Veneers

COURSE #:	<b>T2319</b>
TIME:	1:00 pm to 4:00 pm
TUITION:	Dentist \$45  \$35 Staff \$35  \$25
CREDITS:	3.0 Fundamental CEs <i>Diagnosis and Treatment Planning</i>
AGD CODE:	780
AUDIENCE:	D ST

This course will review the Do's and, more importantly, the Don'ts of porcelain veneers. Treatment planning and case selection for veneers, along with preparation tips, is reviewed. Clinical cases are used to demonstrate these topics: Preparation and cementation pitfalls; the most common problems associated with porcelain veneer cases and ways of avoiding these mistakes; a step-by-step review of preparation; temporization and cementation processes; chairside CAD/CAM veneers; a veneer preparation reduction guide will be demonstrated along with silicone temporary shells; and long-term maintenance. This course is designed to help dentists incorporate veneers into their everyday practice.

#### Learning Objectives:

- 1.) Understand the elements involved with treatment planning and case selection for veneers.
- 2.) Discuss the importance of teamwork and communication.
- 3.) Review tooth preparation options and when each are indicated for use.
- 4.) Learn proper veneer cementation procedures.



## EDWIN MCDONALD, D.D.S., FAGD, FICD



He has given educational presentations for dentists, dental assistants, and dental teams at national and regional meetings across the United States on clinical subjects as well as leadership, organizational culture, and team building. In addition to a full time clinical practice, he is a partner in Line Of Sight Coaching. His coaching practice is focused on leadership development for dentists and office managers.

### Functional & Esthetic Treatment Planning

COURSE #:	<b>T2320</b>			
TIME:	8:30 am to 4:00 pm			
TUITION:	Dentist	\$90		\$70
	Staff	\$70		\$50
CREDITS:	6.0 Fundamental CEs			
AGD CODE:	780			
AUDIENCE:	T D ST			

How do you treatment plan a case when teeth are missing, damaged, and in the wrong place? How do you restore your patient to a result that is beautiful, stable, and healthy? The answers to those questions are what you will take away from this full day lecture. The fundamentals of esthetics and function and their relationship to one another will guide our detailed look at treatment planning the complex and simple case. This program will be wrapped in a digital diagnosis, digital design, and a digital creation process.

#### How To Complete The Best Examination That Your Patient Has Ever Had

- 1.) Biology Examination.
- 2.) Functional Examination.
- 3.) Teeth & Restoration Structural Examination.
- 4.) Esthetic Analysis.

#### Principals Of Esthetic Diagnosis and Treatment Planning

- 1.) Fundamental Concepts Of Facial And Dental Esthetics.
- 2.) Esthetic Reference Points Of Teeth And Gingiva.
- 3.) Understanding The Esthetic Risk Of The Patient.

#### Principals Of Functional Diagnosis and Treatment Planning

- 1.) Fundamental Concepts Of Occlusion And Function.
- 2.) Posterior & Anterior Functional Reference Points And Tooth Relationships.
- 3.) Connecting Anterior And Posterior Function With Esthetics.
- 4.) Understanding The Functional Risk Of The Patient.

## TRISHA O'HEHIR, RDH, MS



Ms. O'Hehir is a dental hygiene leader, Buteyko Breathing Coach, educator and instrument designer, with a keen interest in preventing dental diseases. She has worked for five decades as a dental hygienist and held faculty positions at the Universities of Minnesota, Washington, Arizona, and Louisville.

### LipZip: Breathe Better to Live Better

COURSE #:	<b>T2321</b>			
TIME:	8:00 am to 11:00 am			
TUITION:	Dentist	\$45		\$35
	Staff	\$35		\$25
CREDITS:	3.0 Fundamental CEs			
AGD CODE:	130			
AUDIENCE:	A DT D H ST			

Mouth breathing doesn't look good, but more importantly it leads to long face syndrome, sleep disordered breathing, attention deficit disorder, daytime fatigue, and a reduction in oxygen absorption. Ankyloglossia, infant feeding, pacifier use, thumb sucking, and tongue rest position may all influence mouth breathing. A simple five-step screening process identifies factors affecting nasal breathing and three essential actions taken by dental professionals to help switch mouth breathers back to nasal breathing.

#### Learning Objectives:

1. Understand oxygen absorption differences between nasal and mouth breathing.
2. Describe early habits that lead to mouth breathing and long face syndrome.
3. Understand tongue function and the impact of ankyloglossia.
4. Screen patients for correct resting tongue posture.
5. Implement a 3-step process to help mouth breathers revert to nose breathers.

### Why Gums Bleed: The Impact of Sugar on Systemic Health

COURSE #:	<b>T2322</b>			
TIME:	1:00 pm to 4:00 pm			
TUITION:	Dentist	\$45		\$35
	Staff	\$35		\$25
CREDITS:	3.0 Fundamental CEs			
AGD CODE:	150			
AUDIENCE:	A DT D H ST			

How often do you see patients with 5mm pockets that bleed, despite your best efforts at oral hygiene instructions? The old brushing and flossing message may not be enough in today's high carbohydrate environment. Learn how sugar/flour impact periodontal disease by feeding oral bacteria and by complicating the immune response. Dental hygiene visits will soon incorporate diet coaching to improve oral as well as systemic health.

#### Learning Objectives:

- 1.) Understand the false premise supporting the low-fat diet.
- 2.) Learn the truth about sugar's role in oral and systemic health.
- 3.) Initiate conversations with patients about hidden sugars.
- 4.) Recognize the role of dental professionals in diet coaching.



## JANET SIMPSON



Janet Simpson is a speaker, consultant, and founder of Dental Fundamentals C.E. She has clinical experience in general and pediatric dental offices and enjoyed her role as an adjunct faculty member at the local community college. Her current role is director of Cura Smiles Dental Clinic coordinating volunteer dentists and hygienists as they provide pro bono dental care to the underserved.

### Radiography Refresher: Improving the Diagnostic Quality of Your Dental X-Rays

COURSE #:	<b>T2325</b>			
TIME:	1:00 pm to 4:00 pm			
TUITION:	Dentist	\$45		\$35
	Staff	\$35		\$25
CREDITS:	3.0 Fundamental CEs <i>Diagnosis and Treatment Planning</i>			
AGD CODE:	730			
AUDIENCE:	A D H ST			

In this practical and interactive course designed for the full team, gain the skills and knowledge you need to expose diagnostic quality radiographs while improving patient comfort. Explore the key factors and conditions that make obtaining X-rays with the wired sensor challenging. Learn tips and tricks to surmount those challenges and grow in your competence and confidence.

#### Learning Objectives:

- 1.) Analyze the main differences between wired sensors and traditional film which affect diagnostic image quality.
- 2.) Grasp the theoretical and clinical principles of the bisecting technique.
- 3.) Illuminate the principles of shadow casting to capture apices, open contacts, and acquire difficult images.

## JANE SOXMAN, D.D.S.



Dr. Soxman is a diplomate of the American Board of Pediatric Dentistry, a Fellow in both the American College of Dentists and American Academy of Pediatric Dentists and manuscript reviewer for the journal, General Dentistry. She is a seminar instructor for two general practice residency programs, editor of the 1st and 2nd editions of the Handbook of Clinical Techniques in Pediatric Dentistry, and lead author of Anomalies of the Developing Dentition. Lectures incorporate the realities of practice with evidence-based recommendations. A conversational style, fact-filled lectures and numerous publications have earned her recognition as a leader in continuing education.

### Diagnosis and Treatment of Oral Trauma

COURSE #:	<b>T2326</b>			
TIME:	8:00 am to 11:00 am			
TUITION:	Dentist	\$45		\$35
	Staff	\$35		\$25
CREDITS:	3.0 Fundamental CEs <i>Diagnosis and Treatment Planning, Record Keeping</i>			
AGD CODE:	430			
AUDIENCE:	A DT D H ST			

A routinely followed format for the post trauma examination provides a more organized approach along with the assurance of a thorough evaluation. This lecture instructs participants in examination, diagnosis and the treatment of oral trauma in the pediatric patient. Timing and inclusions for follow-up examination, radiographic techniques and antibiotic recommendations are included. Many accidents lead to legal intervention, and findings that appear to be irrelevant or minor may ultimately be of significance. The thoroughness and organization of your dental records will not only assure excellence in treatment, but may be significant for medico-legal support.

#### Learning Objectives:

- 1.) Obtain information and documentation for accurate and complete dental records.
- 2.) Use guidelines from the American Association of Endodontists to optimize pulpal and periodontal healing.
- 3.) Perform emergency treatment with an organized approach for assurance of timely and appropriate intervention and follow-up.

### Becoming the Alpha Pup

COURSE #:	<b>T2327</b>			
TIME:	1:30 pm to 4:30 pm			
TUITION:	Dentist	\$45		\$35
	Staff	\$35		\$25
CREDITS:	3.0 Fundamental CEs			
AGD CODE:	430			
AUDIENCE:	A DT D H ST			

Treating the challenging child today requires a new approach for behavior guidance. Permissive parenting along with parents who defend, deny or attempt to direct treatment, bring a new dimension to treatment capabilities. Developmental stages, the multiple factors that influence a child's behavior and recommendations for intervention are discussed. Methods to engage and involve parents and ultimately bring them to "our side" are presented. Potential problems are identified with specific recommendations that can result in more successful and less stressful visits for all.

#### Learning Objectives:

- 1.) Describe developmental stages for age-appropriate expectations for behavior.
- 2.) Learn the various circumstances and influences that effect a child's behavior.
- 3.) Determine the pros and cons of parental presence for treatment.



## JOHN SVIRSKY, D.D.S., M.ED.



Dr. John A. Svirsky is Professor Emeritus and holds a Distinguished Career Professorship from Virginia Commonwealth University (VCU). He has numerous awards from different organizations including an Outstanding Alumnus Award from VCU, Distinguished Service Award from the Dawson Academy, Outstanding Faculty Award from the American College of Dentists, Gordon Christensen Lecture Recognition Award from the Chicago Dental Society, honorary memberships from the Hinman Dental Society and the American Academy of Oral Medicine, and many more. Dr. Svirsky has an international reputation as an informative and entertaining lecturer.

### Come In and Catch It: The Review that Sticks

COURSE #:	<b>T2328</b>
TIME:	8:30 am to 11:30 am
TUITION:	Dentist \$45  \$35 Staff \$35  \$25
CREDITS:	3.0 Fundamental CEs <i>Diagnosis and Treatment Planning</i>
AGD CODE:	730
AUDIENCE:	Adm A DT D H N ST

This is the perfect review course that covers the recognition, diagnosis, and treatment of the 25 soft tissue lesions that every dentist and hygienist should know and treat appropriately. A number of the entities only require recognition. The classic lesions that have been forgotten since school will be brought back to life and your diagnostic confidence will be re-energized. Dr. Svirsky makes oral pathology fun!

#### Learning Objectives:

- 1.) Demonstrate a logical approach to the diagnosis of oral lesions.
- 2.) Recognize and diagnose the more common soft tissue lesions/diseases found in a dental practice.
- 3.) Integrate therapeutic regimens used to treat selected oral diseases such as aphthous ulcerations, herpes, candidiasis, angular cheilitis, and lichen planus.
- 4.) Recognize and manage premalignant lesion and oral cancer.

### 25 Shades of Grey and a Whole Lot Less Risqué

COURSE #:	<b>T2329</b>
TIME:	1:00 pm to 4:00 pm
TUITION:	Dentist \$45  \$35 Staff \$35  \$25
CREDITS:	3.0 Fundamental CEs <i>Diagnosis and Treatment Planning</i>
AGD CODE:	730
AUDIENCE:	Adm A DT D H N ST

This radiology review course has a number of common cases in addition to some interesting unusual cases thrown in to keep the audience on their "toes." The emphasis will be a review of common radiolucent and radiopaque lesions. Get ready to learn, laugh, and make a difference in the diagnosis and treatment of oral diseases. Some rock stars might show up.

#### Learning Objectives:

- 1.) Demonstrate a logical approach to the diagnosis and treatment of common radiolucent lesions found on radiographs.
- 2.) Demonstrate a logical approach to the diagnosis and treatment of common radiopaque lesions found on radiographs.
- 3.) Recognize the common radiographic lesions found in dental practices.

## THOMAS VIOLA, R.PH., C.C.P., CDE, CPMP



With over 30 years' experience as a board-certified pharmacist, clinical educator, professional speaker, and published author, Tom Viola, R.Ph., C.C.P. has earned his national and international reputation as the go-to specialist for making pharmacology practical and useful for all members of the dental team.

### Hurts So...Swell! Management of Acute Dental Pain & Appropriate Opioid Prescribing

COURSE #:	<b>T2330</b>
TIME:	8:00 am to 11:00 am
TUITION:	Dentist \$45  \$35 Staff \$35  \$25
CREDITS:	3.0 Fundamental CEs
AGD CODE:	340
AUDIENCE:	Adm A T DT D H N ST

Management of acute odontogenic pain is accomplished through a clinical approach that successfully incorporates both opioid and non-opioid analgesics. However, moderate to severe dental pain often occurs well after office hours and away from our immediate supervision. Thus, it is critical for clinicians to be able to accurately identify a patient's need for pain control and employ the most effective agent. This program will provide strategies for effectively managing dental pain with opioid and non-opioid analgesics.

#### Learning Objectives:

- 1.) Understand the pharmacology and mechanism of action of opioid and non-opioid analgesics, as well as their potential for abuse.
- 2.) Identify the intended roles of these analgesics in the treatment of acute dental pain, as well as situations which may preclude their use.
- 3.) Discuss best practices for prescribing opioid analgesics.
- 4.) Learn current protocols for the management and treatment of opioid addiction.

### UnBreak My Heart! Cardiovascular Disease: Dental Considerations & Patient Care Planning

COURSE #:	<b>T2331</b>
TIME:	1:00 pm to 4:00 pm
TUITION:	Dentist \$45  \$35 Staff \$35  \$25
CREDITS:	3.0 Fundamental CEs
AGD CODE:	730
AUDIENCE:	Adm A T DT D H N ST

Did you know that cardiovascular disease is often asymptomatic and undiagnosed, only to be discovered during a routine medical or dental check-up? This program explores the family of cardiovascular diseases and the medications used in their treatment. Participants will explore patient management strategies essential for successful treatment planning.

#### Learning Objectives:

- 1.) Identify the different cardiovascular diseases and classes of medications used in their treatment.
- 2.) Explore the clinical implications of these medications including adverse reactions and contraindications to dental therapy.
- 3.) Discuss the newest anticoagulants available including their adverse reactions and patient care considerations.
- 4.) Describe the treatment modifications and care planning strategies recommended for dental patients with cardiovascular disease.




MINNESOTA MEDICAL TRAINING SERVICES



Minnesota Medical Training Services (MMTS) is an established leader in group and individual medical training. Since our founding in 1988, our instructors have trained 1,000s of people in CPR, First Aid, AED and other critical life-saving techniques. MMTS is owned and operated by active certified paramedics. We don't just teach classes for a living, we actively practice what we preach. When you get your certification through MMTS, you are getting the best training in the entire state of Minnesota.

American Heart Association Healthcare Provider CPR

LIMITED TO: 50 Attendees

COURSE #:	T2332	
TIME:	8:00 am to 11:00 am	
TUITION:	Dentist \$80  \$70 Staff \$80  \$70	
CREDITS:	Not eligible for CE	
AGD CODE:	142	
AUDIENCE:	Adm A T DT D H N ST	

Healthcare providers will find this expert course to be the perfect fit for their certification needs. This all-inclusive course will teach you everything you need to know about performing CPR, handling obstructed airway situations, using an AED and inserting airway adjuncts. This top level course is a must have in your skillset. You will master the techniques and emergency protocols that could help you save a life! Obtaining your certification with MMTS goes far beyond getting a simple piece of paper. Here, you will work with top-rate professionals who go above and beyond the role of an instructor.

DON'T FORGET TO PICK UP A NOTEPAD AND PEN AT REGISTRATION!

Notepads sponsored by



Delta Dental of Minnesota

Pens sponsored by



The Classifieds

Reach thousands of people over a three-day period with an 8½" x 11" announcement that may be posted on our Classifieds Board located near registration. Post job openings for dental team members or for dentists seeking positions, practices, partners, associates, or buyers. Post volunteer opportunities or notices for upcoming study club meetings. All postings are free!



## FRIDAY AT-A-GLANCE

**PRICES GO UP  
AFTER FEB. 2!**

SPEAKER	COURSE #	PROGRAM TITLE	TIMES	DENTIST	STAFF
Brinker	F2301	Perfecting My Chairside Skills	7:30 am – 10:30 am	\$35	\$25
Brinker	F2302	Perfecting My Radiography Skills	1:30 pm – 4:30 pm	\$35	\$25
Dewhirst	F2303	Hot Topics in Infection Control	7:30 am – 10:30 am	\$35	\$25
Dewhirst	F2304	Ergonomics	1:00 pm – 4:00 pm	\$35	\$25
Feuerstein	F2305	Hands-On Technology Experience	8:00 am – 10:30 am	\$90	\$80
Feuerstein	F2306	Technology in Your Dental Practice	1:00 pm – 4:00 pm	\$35	\$25
Geissberger	F2307	The Oral Cavity under Acid Attack Workshop	1:00 pm – 4:00 pm	\$315	\$315
Grisdale	F2308	Emerging Trends in Periodontics in the 21st Century	7:00 am – 10:00 am	\$35	\$25
Grisdale	F2309	The Surgical/Restorative Connection in Dental Implant Treatment for the General Practitioner	1:30 pm – 4:30 pm	\$35	\$25
Gunn	F2310	Your Actions Speak Louder Than Words: Ethics is YOUR Choice	1:30 pm – 4:00 pm	\$30	\$20
Gunn	F2311	Money In, Money Out	7:00 am – 10:00 am	\$50	\$40
Hurley	F2312	Timeless Body – Ageless Mind	8:30 am – 10:30 am	\$25	\$15
Hurley	F2313	Dental Image Branding	1:30 pm – 4:00 pm	\$30	\$20
Koch	F2314	Workshop Hands-On Endodontic Session	7:30 am – 10:30 am	\$315	\$315
Koerner	F2315	Extractions for the General Dentist	7:30 am – 10:30 am	\$35	\$25
Koerner	F2316	Make Oral Surgery a More Significant Part of Your Practice	1:00 pm – 4:00 pm	\$35	\$25
Kugel	F2317	The Do's and Don'ts of Porcelain Laminate Veneers	7:30 am – 10:30 am	\$315	\$315
Low Dog	F2318	Nutrition for the Dental Team	7:30 am – 10:30 am	\$35	\$25
Low Dog	F2319	Integrative Approaches to Pain	1:00 pm – 4:00 pm	\$35	\$25
Maples	F2320	Seeing in the Mouth with Super-Powered Eyes	1:00 pm – 4:00 pm	\$35	\$25
McDonald	F2321	The Exceptional Dentist-Assistant Team (Lecture)	7:00 am – 10:00 am	\$35	\$25
McDonald	F2322	The Exceptional Dentist-Assistant Team (Workshop)	1:30 pm – 4:30 pm	Price per dentist-assistant team \$385	
Plemons	F2323	Common Lesions	8:00 am – 10:30 am	\$30	\$20
Plemons	F2324	Oral Medicine in Private Practice	1:30 pm – 4:00 pm	\$30	\$20
Sanders	F2325	Cracking Periodontal Codes with Class	7:00 am – 10:00 am	\$35	\$25
Sanders	F2326	Between the Threads	1:00 pm – 3:30 pm	\$35	\$25
Shelburne	F2327	Cracking the Code	1:00 pm – 4:00 pm	\$35	\$25
Simpson	F2328	Radiography Refresher	7:30 am – 10:30 am	\$35	\$25
Soxman	F2329	Clinical Techniques in Pediatrics	7:00 am – 10:00 am	\$35	\$25
Soxman	F2330	Know When to Hold 'Em and Know When to Fold 'Em	1:30 pm – 4:30 pm	\$35	\$25
Viola	F2331	It's (Medically) Complicated!	7:00 am – 10:00 am	\$35	\$25
Viola	F2332	Something In Our Mist?	1:00 pm – 4:00 pm	\$35	\$25
Geissberger Henry	F2333	STAR Series – Friday Morning Wellness and Practice Management	8:00 am – 10:15 am	\$25	\$15
DiAngelis Kleive, Templeton	F2334	STAR Series – Friday Afternoon Dental Trauma, Bite Splints, and Medical Emergencies	1:00 pm – 4:30 pm	\$35	\$25

## EXHIBIT HALL OPEN 9:00 AM – 5:00 PM

### CE SPOT 9:30 AM – 2:00 PM


### TABLE CLINICS 11:30 AM – 1:30 PM

### KEYNOTE SESSION with JESSIE DIGGINS

11:00 am – 12:00 pm, Roy Wilkins Auditorium

Open to ALL REGISTERED ATTENDEES

Learn how to push yourself and your team to the edge and beyond with a smile — and sparkles — with cross-country skiing World Champion and US Olympian Jessie Diggins. Join us to learn how Jessie went from small town Minnesota to making sports history.



### THE BIG PARTY!

### HAIRBALL

8:00 pm – 10:00 pm, Roy Wilkins Auditorium

Open to ALL REGISTERED ATTENDEES

Are you ready to ROCK?? Hairball is a rock and roll experience you won't soon forget with a mind-blowing and drop-dead accurate homage to some of the biggest arena acts in the world.

## SHANNON BRINKER, CDA, CDD



Shannon Pace Brinker, International Lecture, Author, and Product Consultant to many dental manufacturers. Shannon and her team of dental assistant educators have taught over 60,00 dental assistants across the US and Canada. She has created an online platform for education called Chairside Assisting and opened her own dental store called Teeth Obsessed.

### Perfecting My Chairside Skills

COURSE #:	<b>F2301</b>
TIME:	7:30 am to 10:30 am
TUITION:	Dentist \$45  \$35 Staff \$35  \$25
CREDITS:	3.0 Fundamental CEs
AGD CODE:	550
AUDIENCE:	Adm A T DT D H N ST

Every dental office has several basic components designed to meet each individual dentist's needs and preferences. You'll learn how proper seating and positioning for both patient and assistant are critical for a procedure to be a success. This module will also help you to master four-handed dentistry. This helps make procedures more efficient and can improve a practice's productivity and profitability.

#### Learning Objectives:

- 1.) Explain the basic concepts of chairside assisting.
- 2.) Describe the steps necessary to prepare, seat, position and dismiss a patient.
- 3.) Describe the grasps, positions, and transfer of dental hand instruments.
- 4.) Understand various isolation devices and clinical applications of each.
- 5.) Describe the use of preset trays and tubs in dentistry.

### Perfecting My Radiography Skills

COURSE #:	<b>F2302</b>
TIME:	1:30 pm to 4:30 pm
TUITION:	Dentist \$45  \$35 Staff \$35  \$25
CREDITS:	3.0 Fundamental CEs <i>Diagnosis and Treatment Planning</i>
AGD CODE:	730
AUDIENCE:	Adm A T DT D H N ST

High-quality dental radiography images are vital to both patients and clinicians, contributing directly to diagnosis and treatment planning. Quality radiographs feature maximum detail to resolve fine objects. The images accurately show the teeth and anatomic structure without distortion or magnification. They also exhibit density and contrast further improving a dentist's ability to diagnose and treatment plan. To ensure the dentist receives high quality radiographs every time, team members must focus on proper positioning, exposure, and processing during the acquisition process.

#### Learning Objectives:

- 1.) Describe the uses of dental radiographs, how they are produced, and parts of the x-ray system.
- 2.) Gain knowledge for patient and sensor positioning of achieve proper geometry and prevent distortion or overlap.
- 3.) Identify the specific purpose of each image and troubleshoot. What is good and bad.
- 4.) Describe the measure necessary to protect the patient and operator from radiation.

## NANCY DEWHIRST, RDH



Ms. Dewhirst graduated from the University of Southern California, practiced dental hygiene for 20 years, is adjunct dental hygiene faculty at West Coast University, and a member of Sigma Phi Alpha. Ms. Dewhirst is consistently listed as one of the nation's "Leaders in CE", presents over 80 seminars a year, is featured at major U.S. and Canadian Dental Conferences, and is a member of the California Dental Association Speakers Bureau. She has had many articles published in dental peer-reviewed journals and has contributed to dental textbooks and guidance documents.

### Hot Topics in Infection Control

COURSE #:	<b>F2303</b>
TIME:	7:30 am to 10:30 am
TUITION:	Dentist \$45  \$35 Staff \$35  \$25
CREDITS:	3.0 Fundamental CEs
AGD CODE:	148
AUDIENCE:	Adm A T DT D H N ST

Update and review the most important clinical safety issues since COVID-19 fundamentally changed dental infection control. This class gives you a "Hit List" of the most important things to do! Optimize the most effective strategies to apply laws and guidelines that manage safety challenges such as bloodborne, droplet, contact and aerosol transmitted diseases (ATD's) and evolving / resistant pathogens. Get some cool tips for these hot topics!

#### Learning Objectives:

- 1.) Prioritize safety strategies that are the most effective.
- 2.) Update standards for bloodborne, contact, droplet, and airborne diseases.
- 3.) Manage biofilms and plan for combined health concerns.

### Ergonomics: It's a Balancing Act

COURSE #:	<b>F2304</b>
TIME:	1:00 pm to 4:00 pm
TUITION:	Dentist \$45  \$35 Staff \$35  \$25
CREDITS:	3.0 Fundamental CEs
AGD CODE:	010
AUDIENCE:	Adm A T DT D H N ST

Enjoy a long dental career and improve clinical precision while avoiding injury and pain! Pathogenesis, causes, and prevention of various cumulative trauma disorders are discussed, focusing on upper extremity, spinal, and joint pathologies. Evaluate preventive strategies, including equipment design, body positioning and conditioning, and enhanced visualization. Practice stretching and strengthening exercises to reduce pain, preserve range of motion, and optimize personal career excellence and longevity.

#### Learning Objectives:

- 1.) Evaluate various physical signs and symptoms of cumulative trauma disorders.
- 2.) Understand the physiology of representative cumulative trauma disorders.
- 3.) Practice and evaluate dental stretching and strengthening exercises and strategies.
- 4.) Compare ergonomic features of dental equipment and technology.
- 5.) Consider options to avoid eye damage and protect optimal vision.
- 6.) Leave with strategies for personal ergonomic protection and improved clinical effectiveness.

## PAUL FEUERSTEIN, D.M.D.



Paul Feuerstein, DMD graduated from SUNY Brook during the '60s studying chemistry, engineering, computer science, and MUSIC. A 1972 graduate of UNDMJ he maintains a general practice in Massachusetts. He is Editor In Chief of Dentistry Today, author of over 250 technology articles. His work with CAD/CAM helped develop the LAVA C.O.S. intraoral scanning system. He was named Clinician of the Year at the 2010 Yankee Dental Congress. He is CDO of the Cellerant Consulting Group. In 2020 he was named one of the top 100 dental professionals in the world by the Global Summits Institute!

### Hands-On Technology Experience: A Closeup Look at New Digital & Technology Equipment & Services

**LIMITED TO: 40 Attendees**

COURSE #:	<b>F2305</b>	
TIME:	8:00 am to 10:30 am	
TUITION:	Dentist \$100 Staff \$90	\$90 \$80
CREDITS:	2.5 Fundamental CEs	
AGD CODE:	010	
AUDIENCE:	DT D ST	

Products will be in the room for demonstrations and closeup examination in a non-sales, CE environment. You will be able to ask questions of the manufacturers without pressure. These will be, but not limited to, digital impression scanners, Conebeam software, digital laboratory products, cameras, practice management, as well as other technology products from the exhibit floor.

#### Learning Objectives:

- 1.) See the newest digital technologies.
- 2.) Ask questions without sales pressure.
- 3.) Test drive some of the products.

### Technology in Your Dental Practice: A Review of Current Products & A Look into the Future

COURSE #:	<b>F2306</b>	
TIME:	1:00 pm to 4:00 pm	
TUITION:	Dentist \$45 Staff \$35	\$35 \$25
CREDITS:	3.0 Fundamental CEs	
AGD CODE:	010	
AUDIENCE:	DT D ST	

In an overview of the latest high-tech products being integrated in today's practices, learn about products including but not limited to in the following areas: cameras-digital and intraoral, caries and oral disease detection; digital shade taking, and many of the latest tech products. Specific examples will be given. A brief discussion of practice management and social media products will also be discussed.

#### Learning Objectives:

- 1.) Learn about the newest high-tech products.
- 2.) Receive information to help make informed purchase decisions for the practice.
- 3.) See how the products are used clinically in a typical general practice.

## MARC GEISSBERGER, D.D.S., MA, CPT, BCS



Dr. Geissberger is Adjunct Clinical Professor in the Department of Preventive and Restorative Dentistry at the University of the Pacific. During his 27 years in academia, he has maintained a private practice in Greenbrae, California and presented over 400 continuing education programs.

### The Oral Cavity under Acid Attack Workshop

**LIMITED TO: 30 Attendees**

COURSE #:	<b>F2307</b>	
TIME:	1:00 pm to 4:00 pm	
TUITION:	Dentist \$325 Staff \$325	\$315 \$315
CREDITS:	3.0 Fundamental CEs	
AGD CODE:	250	
AUDIENCE:	DT D	

Through this enlightening program, Dr. Geissberger will discuss various disease conditions that plague the entire dental population, and identify several at risk populations. The importance of oral pH will be discussed and strategies for altering an unfavorable oral environment will be outlined. Additionally, the dental team will learn progressive strategies to help their patients achieve oral balance and curb their disease processes. Nutrition and diet control will be discussed extensively.

#### Learning Objectives:

- 1.) Understand the difference between a balanced oral environment and one that is susceptible to disease.
- 2.) Develop strategies which can be implemented in practice to help patients achieve oral balance.
- 3.) Develop a program for caries eradication.
- 4.) Develop strategies to begin to discuss the oral implications of poor eating strategies.
- 5.) Learn which materials should be used how to properly restore dentitions plagued with the effects of erosion, abrasion, GERD, and bulimia.

## AUDIENCE CODES

<b>D</b> DENTIST	<b>H</b> HYGIENIST	<b>A</b> ASSISTANT	<b>N</b> NURSE	<b>T</b> DENTAL TECH	<b>Adm</b> ADMINISTRATIVE PERSONNEL	<b>DT</b> DENTAL THERAPIST	<b>ST</b> STUDENT DENTIST
---------------------	-----------------------	-----------------------	-------------------	-------------------------	---	----------------------------------	---------------------------------



## JIM GRISDALE, D.D.S., DIP. PROSTH., DIP. PERIO



Dr. Grisdale is a Board Certified Specialist in Periodontics and Prosthodontics with a part-time private practice in Vancouver, British Columbia. He lectures internationally in addition to publishing articles and participating in clinical research and the study of contemporary periodontal products.

### Emerging Trends in Periodontics in the 21st Century

COURSE #:	<b>F2308</b>
TIME:	7:00 am to 10:00 am
TUITION:	Dentist \$45  \$35 Staff \$35  \$25
CREDITS:	3.0 Fundamental CEs <i>Diagnosis and Treatment Planning</i>
AGD CODE:	490
AUDIENCE:	Adm A DT D H N ST

Emerging concepts of the pathogenesis of periodontal disease, novel periodontal treatments and technologies are introduced everyday to dental professionals. Deciding on which treatment philosophies and technologies to incorporate into daily practice in order to provide the most effective care for our patients can be overwhelming. This course is designed for the entire dental team and will provide a comprehensive, in depth view on the past, current, and future concepts of periodontal treatment.

#### Learning Objectives:

- 1.) The differences between current and emerging concepts of the pathogenesis of periodontal disease.
- 2.) To contrast and compare current and new periodontal treatment philosophies.
- 3.) To evaluate new technologies and treatments and decide which will be of most benefit to your practice.
- 4.) The link between periodontal disease and systemic disease.
- 5.) To negotiate between evidence based and non-evidence based periodontal therapy.

### The Surgical/Restorative Connection in Dental Implant Treatment for the General Practitioner

COURSE #:	<b>F2309</b>
TIME:	1:30 pm to 4:30 pm
TUITION:	Dentist \$45  \$35 Staff \$35  \$25
CREDITS:	3.0 Fundamental CEs <i>Diagnosis and Treatment Planning</i>
AGD CODE:	690
AUDIENCE:	A T D H ST

This course is designed for both the implant surgeon and the restorative dentist. This course will focus on the philosophy and criteria associated with restoratively driven treatment planning for predictable surgical placement and restoration of dental implants. Judicious selection of which implant cases to treat will provide the clinician with the ability to expand the use of implants in their practice.

#### Learning Objectives:

- 1.) Evaluate, correctly diagnose and treatment plan patients for implant therapy.
- 2.) Sequence surgical implant placement and restorative procedures.
- 3.) Select the appropriate implant and apply the principles of restoratively driven treatment planning.
- 4.) Identify the indications for soft and hard tissue augmentation as a part of site preparation.
- 5.) Utilize contemporary diagnostic tools to visualize and develop predictable esthetic and functional outcomes.

## SUSAN GUNN, CFE



These programs are sponsored by the MN Sections of the American College of Dentists, International College of Dentists and Pierre Fauchard Academy.

Riveting Speaker. Relatable Author. Reliable Business Consultant. Ruthless Fraud Examiner. All these have been used to describe Susan Gunn. For over 25 years, Susan's mission is to serve the dental industry by providing solutions that enable practice owners to understand the business of their practice and to protect their practice from embezzlement. She is a Certified Fraud Examiner, has written 46 books geared for professional practices sold internationally and is a special consultant to the American Dental Association. Susan is the host of the popular bi-weekly podcast program Money In, Money Out. Susan's mantra? "Lead with Integrity"

### Your Actions Speak Louder Than Words: Ethics is YOUR Choice

COURSE #:	<b>F2310</b>
TIME:	1:30 pm to 4:00 pm
TUITION:	Dentist \$40  \$30 Staff \$30  \$20
CREDITS:	2.5 Fundamental CE <i>Ethics</i>
AGD CODE:	555
AUDIENCE:	Adm A T DT D H N ST

The norm used to be "If you didn't have anything nice to say, then say nothing at all." With those sentiments thrown out the window, how easy is it to "do the right thing?" To dig deeper into ethics in our practice, we first must explore our personally held ethics. Susan addresses what it means to have ethical standards, what and who influences our ethics, how one can lose their sense of ethics, and how our ethics affect our work, our practice, and our lives. A unique presentation, Susan uses animation to talk about the daunting topic of ethics.

#### Learning Objectives:

- 1.) What is ethics?
- 2.) How do ethics encompass all you are involved in?
- 3.) What and who influences ethics?
- 4.) How can a practice create their own Code of Ethics?

### Money In, Money Out: Easily Organizing All the Moving Pieces

COURSE #:	<b>F2311</b>
TIME:	7:00 am to 10:00 am
TUITION:	Dentist \$60  \$50 Staff \$50  \$40
CREDITS:	3.0 Elective CE
AGD CODE:	550
AUDIENCE:	Adm D

In this digital information age, there are more moving parts than ever. From banks and merchant card services to insurance companies and payment plans, there is a lot to keep track of and stay HIPAA compliant. Susan will break down the basics of organizing your practice finances to a working financial system, in easy to implement steps.

#### Learning Objectives:

- 1.) Understand the importance of a back-to-back accountability between the dual software used in a practice.
- 2.) How to work with your CPA.
- 3.) New ideas for patient reimbursements and team member bonuses.
- 4.) What systems to include for end-of-day, month, and year.

## JANICE HURLEY, BS



Ms. Hurley has been honored for the last ten years by Dentistry Today as one of the top speakers in dentistry. Her degree is from the University of San Francisco in Organizational Behavior and she has more than 25 years' experience as a dental consultant.

### Timeless Body – Ageless Mind

COURSE #:	<b>F2312</b>
TIME:	8:30 am to 10:30 am
TUITION:	Dentist \$35  \$25 Staff \$25  \$15
CREDITS:	2.0 Elective CEs
AGD CODE:	150
AUDIENCE:	DT D H ST

Ever marvel at people who have boundless energy and keep their edge at any age? People who appear to have slowed down the aging process and enjoy mental clarity eat certain foods, do specific physical exercises, and hold certain beliefs about themselves that support age defying living. After this session we'll have you bouncing out the door with confident living strategies ready to take on the world.

#### Learning Objectives:

- 1.) Understand how our perception of ourselves affects how others treat us.
- 2.) Learn to project your very best professional you.
- 3.) Use what you have in your closet to communicate your positive self-worth and confidence.
- 4.) Develop confidence in your own personal presence and energy.
- 5.) Develop new habits that work for you not against your goals.

### Dental Image Branding

COURSE #:	<b>F2313</b>
TIME:	1:30 pm to 4:00 pm
TUITION:	Dentist \$40  \$30 Staff \$30  \$20
CREDITS:	2.5 Fundamental CEs <i>Patient Communication</i>
AGD CODE:	550
AUDIENCE:	DT D H ST

There is no denying that things have changed in dentistry and you have had to adjust. Learn what it takes to put your best foot forward and make the first and lasting impression of your practice be the one you want others to perceive. Learn what contributes to a successful brand. Avoid mistakes and maximize marketing opportunities. You will look at your internet footprint and your presence through your patient's eyes. Participants will walk away feeling inspired by the power of choice to impact their practice success.

#### Learning Objectives:

- 1.) To provide team training on the patient's point of view in respect to the dental practice and the patient's experience during clinical care.
- 2.) To bring each practice up to speed on how important their patient's first impression through social media can be and how it affects their in office experience.
- 3.) To increase the number of positive testimonials and answer those less than optimal.
- 4.) Promote the use of positive visual images to encourage new patients to the practice.

## ANNE KOCH, DMD



Dr. Koch received her DMD and Certificate in Endodontics from the University of Pennsylvania. She is the founder and past Director of the Postdoctoral Program in Endodontics and Microsurgery at Harvard School of Dental Medicine. She holds multiple patents, has authored more than one hundred and fifty articles in her specialty, and has presented more than one thousand lectures worldwide.

### Aerosol Free Dentistry: Thrive Delivering Safer Therapy

**LIMITED TO: 30 Attendees**

COURSE #:	<b>F2314</b>	
TIME:	7:30 am to 10:30 am	
TUITION:	Dentist \$325  \$315 Staff \$325  \$315	
CREDITS:	3.0 Fundamental CEs	
AGD CODE:	070	
AUDIENCE:	D ST	

This hands-on session confirms concepts introduced during the previous lectures by Dr. Koch. The hands-on session will begin with a review of "How to Prevent the Separation of Rotary Files." The Blend Technique will be introduced clinically and a demonstration will be given concerning how to properly use heat treated and non-heat treated files rotary files. Hydraulic condensation will be performed by all attendees and Dr. Koch will work with each individual doctor. Participants are encouraged to practice various techniques and everyone will have the opportunity to work with a new digital imaging system (EZscope).

**Dr. Koch's Thursday lectures are prerequisites for attending this workshop.**

#### Learning Objectives:



- 1.) Be able to predictably perform the Blend Technique in both simple and advanced cases.
- 2.) Have a more thorough understanding of what causes the separation of rotary files and how best to prevent them.
- 3.) Be able to successfully use a piezo-electric ultrasonic unit for finding hidden canals.

## KARL KOERNER, D.D.S., M.S.



Dr. Koerner is an Adjunct Professor of Oral Surgery at Roseman University in Utah. He has presented hundreds of didactic and participation oral surgery courses to GPs over the last 20 years. He is a past president of the Utah Dental Association and Utah Academy of General Dentistry.

### Extractions for the General Dentist: Easier, More Predictable, and Less Traumatic



COURSE #:	<b>F2315</b>
TIME:	7:30 am to 10:30 am
TUITION:	Dentist \$45  \$35 Staff \$35  \$25
CREDITS:	3.0 Fundamental CE
AGD CODE:	310
AUDIENCE:	A D ST

Now more than ever, general dentists must become proficient with surgical extractions. Not as many patients can afford endo. Patients would like to stay in the same office if possible. There will always be a need for specialists and referral but many of the more straightforward cases could be done by the family dentist if he/she has more knowledge and confidence. This course is a good review of principles and techniques along with showing how to use the instruments that make the techniques possible. Thus, cases can be easier, more predictable, and less traumatic.

#### Learning Objectives:

- 1.) Use step-by-step methods to complete surgical extractions more easily than before.
- 2.) Complete surgical extractions in a more predictable time-frame.
- 3.) Complete surgical extractions while avoiding or greatly minimizing common complications.

### Make Oral Surgery a More Significant Part of Your Practice

COURSE #:	<b>F2316</b>
TIME:	1:00 pm to 4:00 pm
TUITION:	Dentist \$45  \$35 Staff \$35  \$25
CREDITS:	3.0 Fundamental CE
AGD CODE:	310
AUDIENCE:	A D ST

As a general practitioner learns more about surgery and becomes more comfortable with surgical extractions, they will take less time. This will allow more extractions to be done and more patients to be seen. The knowledge gained from more proficiency with surgical extractions will transfer to being able to perform other dentoalveolar procedures.

Surgical extractions is the gateway. This course helps move a GP down that path. As with all dental disciplines, patient evaluation and selection is key.

#### Learning Objectives:

- 1.) Complete multiple extractions with concurrent or separate alveoplasty to prevent unnecessary pain.
- 2.) Do other procedures with or separate from extractions such as frenectomy and smaller exostoses.
- 3.) Perform continuous-lock or modified continuous-lock sutures quickly and so they can last 5-7 days even without a denture.





## GERARD KUGEL, M.S., D.M.D., PH.D



Dr. Kugel is the Associate Dean for Research and Professor of Prosthodontics and Operative Dentistry at Tufts University School of Dental Medicine. He is part of a group practice located in Boston, Massachusetts.

### The Do's and Don'ts of Porcelain Laminate Veneers: Hands-On Workshop

**LIMITED TO: 30 Attendees**

COURSE #:	<b>F2317</b>	 
TIME:	7:30 am to 10:30 am	
TUITION:	Dentist \$325  \$315 Staff \$325  \$315	
CREDITS:	3.0 Fundamental CE <i>Diagnosis and Treatment Planning</i>	
AGD CODE:	780	
AUDIENCE:	D ST	

This workshop will provide an introduction into what you should consider when incorporating veneers — treatment options, case presentation, and a discussion of managing patients' expectations. We'll practice 3 different patient indications with different preparations, create veneer preparation reduction guides, silicone temporary shells, and fabrication of temporary restorations.

**Dr Kugel's Thursday afternoon lecture is required for this workshop.**

#### Learning Objectives:

- 1.) Review tooth preparation options and when each are indicated for use.
- 2.) Create a veneer preparation reduction guide and silicone temporary shell.
- 3.) Fabricate temporary restorations on prepared teeth.



## TIERAONA LOW DOG, MD



Dr. Low Dog is an internationally recognized expert in the fields of integrative medicine, dietary supplements, herbal medicine, and women's health. She earned her medical degree from the University of New Mexico School of Medicine. She has lectured to more than 550 medical conferences and authored five books.

### Nutrition for the Dental Team: Optimizing the Diet for Oral Health

COURSE #:	<b>F2318</b>
TIME:	7:30 am to 10:30 am
TUITION:	Dentist \$45  \$35 Staff \$35  \$25
CREDITS:	3.0 Fundamental CEs
AGD CODE:	150
AUDIENCE:	A T DT D H N ST

According to data from the CDC, most Americans are falling short of meeting dietary recommendations for optimal health. Poor nutrition and suboptimal micronutrient status can lead to serious health consequences, including poor oral and bone health. This highly informative and evidence-based lecture will explore how macronutrients, micronutrients, glycemic load, intermittent fasting, and dietary patterns impact oral health, periodontal disease, and overall health.

#### Learning Objectives:

- 1.) Discuss the state of scientific evidence for various dietary patterns and their impact on health.
- 2.) Identify the symptoms and oral manifestations of three micronutrient deficiencies.
- 3.) Identify key laboratory tests to assist the dental team in the management of patient's oral health.

### Integrative Approaches to Pain

COURSE #:	<b>F2319</b>
TIME:	1:00 pm to 4:00 pm
TUITION:	Dentist \$45  \$35 Staff \$35  \$25
CREDITS:	3.0 Fundamental CEs
AGD CODE:	340
AUDIENCE:	A T DT D H N ST

Data show that more than 100 million Americans suffer from chronic pain. While opioids are powerful allies in the management of pain, the risk of addiction, depression, central hypogonadism, sleep-disordered breathing, infections, cognitive impairment, falls, non-vertebral fractures, and mortality are increased in populations taking these medications long-term. Clinicians should be aware of the evidence of efficacy and safety for the use of complementary and integrative approaches to the management of pain.

#### Learning Objectives:

- 1.) Participants will be able to discuss the pros and cons of prescription drugs used for pain management.
- 2.) Participants will be able to describe the benefits and risks of using over-the-counter analgesic medications.
- 3.) Participants will be able to describe the evidence and risk for dietary supplements commonly used by patients for pain management.
- 4.) Participants will be able to describe three strategies to enhance the patient experience using non-pharmacologic pain management solutions.

## SUSAN MAPLES, D.D.S., MSBA



Dr. Susan Maples is a passionate health educator and leads a successful, Total Health, insurance-independent dental practice in Holt, Michigan. She brings preventive and restorative dental expertise, a passion for mouth-body total health, a master's degree in business/marketing, and 35+ years of experience in private practice. Susan currently serves as President of the American Academy of Oral & Systemic Health. She is the creator and founder of Total Health Academy, and developer of the Hands-On Learning Lab™ and SelfScreen.net.

### Seeing in the Mouth with Super-Powered Eyes: Total Health Dentistry and Practice Profitability

COURSE #:	<b>F2320</b>
TIME:	1:00 pm to 4:00 pm
TUITION:	Dentist \$45  \$35 Staff \$35  \$25
CREDITS:	3.0 Fundamental CEs
AGD CODE:	150
AUDIENCE:	Adm A T DT D H N ST

Would you like to position your practice as a leader in your community and reduce your dependency on insurance? Would you like to inspire patients toward a lifetime of dental and overall health? Learn how the trends in lifestyle-related illnesses closely intertwine with periodontal disease, caries and oral cancer. Systemic disease screening, intervention and facilitation are possible, right in the dental chair. This program will help you add new sources of revenue, lift your morale, attract quality new patients, and build physician referral relationships.

#### Learning Objectives:

- 1.) Connect the many links between oral disease and systemic disease.
- 2.) Identify risk factors and screening tools for systemic diseases.
- 3.) Transition from pharmaceuticals to food for health.
- 4.) Begin facilitating lasting health change behavior in children and adults.
- 5.) Build infant, children, teen, and geriatric systemic health programs.
- 6.) Grow your network by turning Physician referrals into strong co-referral relationships.
- 7.) Become a niche market by building a Total Health dental practice in your community.

## EDWIN MCDONALD, D.D.S., FAGD, FICD



He has given educational presentations for dentists, dental assistants, and dental teams at national and regional meetings across the United States on clinical subjects as well as leadership, organizational culture, and team building. In addition to a full time clinical practice, he is a partner in Line Of Sight Coaching. His coaching practice is focused on leadership development for dentists and office managers.

### The Exceptional Dentist-Assistant Team: Creating Peak Performance at the Chair (Lecture)

COURSE #:	F2321
TIME:	7:00 am to 10:00 am
TUITION:	Dentist \$45  \$35 Staff \$35  \$25
CREDITS:	3.0 Fundamental CEs
AGD CODE:	550
AUDIENCE:	A D ST

A dental assistant and dentist spend eight hours a day working knee to knee. However, they rarely work on how they work together as a team. Functioning as a true team improves the patient experience, practice production, and personal satisfaction. This course will focus on creating the exceptional dentist-assistant team by defining their working relationship. That relationship is grounded in a very clear understanding of the purpose of our work...our Why. This fast-paced session will use the two most frequent procedures done in our practices — the class II composite and the single crown, as a model for how we work together.

#### Learning Objectives:

1. The Principles Of Leadership, Practice Culture, Teamwork, and Practice Performance.
2. Learn State Of The Art Concepts In Direct Composite Resins And Indirect Restorations.
3. Create Synergy At The Chair To Improve Productivity — And Profitability!

### The Exceptional Dentist-Assistant Team: Creating Peak Performance at the Chair (Workshop)

LIMITED TO: 16 Dentist-Assistant Teams

COURSE #:	F2322
TIME:	1:30 pm to 4:30 pm
TUITION:	\$395  \$385 Prices per each dentist-assistant team
CREDITS:	3.0 Fundamental CEs
AGD CODE:	250
AUDIENCE:	A D ST

Both the dental assistant and the dentist have vital roles to play in the office and each can appreciate their contribution to the success of their practice. However, true appreciation only occurs once you have “walked-the-walk.” This unique workshop will offer both the dentist and the assistant a very special hands-on experience. You will work together on both direct and indirect restorations.

**Dr. McDonald's Friday morning lecture is a prerequisite.**

#### Learning Objectives:

- 1.) Create Peak Performance In The Dentist-Assistant Team.
- 2.) Master The Latest Concepts In Direct Composite Resin Restorations.
- 3.) Techniques To Optimize The Single Crown And Multiple Crown / Veneer Procedures.

## JACQUELINE M. PLEMONS, D.D.S., MS



Dr. Plemons received her dental degree from Baylor College of Dentistry. She owns a small private practice in Dallas, TX and works part-time at Texas A&M School of Dentistry as a Clinical Professor in the Department of Periodontic and Director of the Stomatology Division. She is a past president of the Texas Dental Association and served as chair of the ADA's Council on Scientific Affairs.

### Common Lesions: Worry or Not to Worry?

COURSE #:	F2323
TIME:	8:00 am to 10:30 am
TUITION:	Dentist \$40  \$30 Staff \$30  \$20
CREDITS:	2.5 Fundamental CEs
AGD CODE:	730
AUDIENCE:	Adm A DT D H N ST

Oral lesions may be nothing more than a nuisance while others can pose a significant risk to over-all health. Many are chronic in nature and significantly affect quality of life. This course will review challenges associated with oral conditions such as recurrent oral ulcerations, mucosal disease, contact reactions and both pre-cancerous and malignant lesions.

#### Learning Objectives:

- 1.) Recognize oral lesions that can negatively affect quality of life.
- 2.) Manage patients with oral lesions and develop treatment plans to address their needs.
- 3.) Discuss special needs of patients with premalignant and malignant lesions of the oral cavity.

### Oral Medicine in Private Practice: Good for You and Your Patients

COURSE #:	F2324
TIME:	1:30 pm to 4:00 pm
TUITION:	Dentist \$40  \$30 Staff \$30  \$20
CREDITS:	2.5 Fundamental CEs
AGD CODE:	730
AUDIENCE:	Adm A DT D H N ST

As a bridge between medicine and dentistry, oral medicine provides care to those who need it most. Learn to diagnose and manage unusual oral lesions ranging from canker sores to cancer and a score of conditions in between starting with a comprehensive head and neck exam. Learn how to make oral medicine an important and lucrative part of your practice.

#### Learning Objectives:



- 1.) Describe the value of oral medicine in dentistry.
- 2.) Perform a thorough head and neck examination.
- 3.) Recognize common oral lesions.
- 4.) Perform simple biopsies and other diagnostic testing.

## KATRINA SANDERS, RDH, BSDH, M.ED, RF



A clinical dental hygienist, author, and international speaker, Katrina is the “Dental WINEgenist™,” as she pairs her desire for excellence in the dental industry with her knowledge and passion for wine. Katrina is the Clinical Liaison, Hygiene Excellence & Innovation for AZPerio, the where she works in the periodontal surgical operatory. She is the founder of Sanders Board Preparatory, serves on countless advisory boards, and has been published in various publications.

### Cracking Periodontal Codes with Class: Diagnostic Decisions



COURSE #:	<b>F2325</b>
TIME:	7:00 am to 10:00 am
TUITION:	Dentist \$45  \$35 Staff \$35  \$25
CREDITS:	3.0 Fundamental CEs <i>Diagnosis and Treatment Planning</i>
AGD CODE:	490
AUDIENCE:	DT D H N ST

Failure to diagnose periodontal disease is consistently a top complaint filed with state dental boards. The first step in treating and managing a patient's care is diagnosing disease accurately, ethically, and comprehensively. This course walks the dental provider through the nine classifications of health and disease as established by the American Academy of Periodontology (AAP), as well as effective clinical decision-making in the management of each diagnosis. We will review anatomical and clinical observations that aid in the identification of active disease as well as the system for case types and classifying diseases.

#### Learning Objectives:

- 1.) Review clinical parameters involved in distinguishing periodontal classifications, including contrasting terms of gingival disease and periodontitis.
- 2.) Discuss the paradigm shift within the nonsurgical approach to periodontal therapy.
- 3.) List, describe, and differentiate the various periodontal diseases.
- 4.) Analyze effective protocols for implementing diagnostic, preventive, and periodontal codes.
- 5.) Explore future trends of periodontal classification as discussed by the AAP.

### Between the Threads: Uncovering Comprehensive Dental Therapeutics for the Dental Hygienist

COURSE #:	<b>F2326</b>
TIME:	1:00 pm to 3:30 pm
TUITION:	Dentist \$45  \$35 Staff \$35  \$25
CREDITS:	3.0 Fundamental CEs
AGD CODE:	490
AUDIENCE:	DT D H ST

This comprehensive program looks between the threads to better understand the imperative role of the dental hygienist in identifying potential dental implant candidates, evaluating systemic conditions affecting dental implant success, assessing stable and diseased periimplant sites, diagnosing Stage IV and periimplant diseased cases, maintaining single, multiple or all-on-four/all-on-six patient cases, and actively treating periimplant diseased patients.

#### Learning Objectives:

- 1.) Review the Dental Hygiene Process of Care as it relates to assessing, diagnosing, planning, implementing, and evaluating the dental implant candidate.
- 2.) Describe the American Academy of Periodontology standards regarding the diagnostics of periimplant disease.
- 3.) Identify appropriate preventive and therapeutic modalities as well as advanced periodontal procedures designed for dental implant patients.
- 4.) Discover futuristic trends in the provision of dental implant therapeutics.







## ROY SHELBURNE, D.D.S.



Dr. Shelburne graduated from the University of Virginia with a double major in Biology and Religious Studies in 1977. He went on to graduate with honors from Virginia Commonwealth University's Dental School. In March 2008, he surrendered his dental license after being convicted of healthcare fraud, racketeering, and money laundering. Dr. Shelburne is a nationally known speaker/writer/consultant and an American Dental Association Subject Matter Expert, President of the Academy of Dental Management Consultants and Board Member of the Speaking Consulting Network who openly shares his mistakes and how to avoid those career ending errors.

### Cracking the Code: Coding Essentials, CDT and ICD

COURSE #:	F2327
TIME:	1:00 pm to 4:00 pm
TUITION:	Dentist \$45  \$35 Staff \$35  \$25
CREDITS:	3.0 Elective CEs
AGD CODE:	550
AUDIENCE:	Adm D

Remaining current is essential for maximum reimbursement and documentation that supports the treatment is paramount. Many practices are unaware that medical plans will reimburse for qualifying dental services. This course will provide the most current information regarding the most recent CDT coding changes and will identify services that could qualify for medical plan reimbursement. This course is designed to maximize legitimate reimbursement, leaving no money on the table. There are many new strategies that will directly affect reimbursement and the bottom line. Move your practice to the next level by arming the doctor and staff with the latest coding information.

#### Learning Objectives:



- 1.) To assess if you are losing money because you are using old codes to file insurance claims and/or not utilizing optimized Medical coding for medical reimbursement.
- 2.) To provide the latest dental coding information on CDT and ICD.
- 3.) To equip the practice to obtain maximum legitimate reimbursement.

## JANET SIMPSON, BE



Janet Simpson is a speaker, consultant, and founder of Dental Fundamentals C.E. She has clinical experience in general and pediatric dental offices and enjoyed her role as an adjunct faculty member at the local community college. Her current role is director of Cura Smiles Dental Clinic coordinating volunteer dentists and hygienists as they provide pro bono dental care to the underserved.

### Radiography Refresher: Improving the Diagnostic Quality of Your Dental X-Rays

COURSE #:	F2328
TIME:	7:30 am to 10:30 am
TUITION:	Dentist \$45  \$35 Staff \$35  \$25
CREDITS:	3.0 Fundamental CEs <i>Diagnosis and Treatment Planning</i>
AGD CODE:	730
AUDIENCE:	A D H ST

In this practical and interactive course designed for the full team, gain the skills and knowledge you need to expose diagnostic quality radiographs while improving patient comfort. Explore the key factors and conditions that make obtaining X-rays with the wired sensor challenging. Learn tips and tricks to surmount those challenges and grow in your competence and confidence.

#### Learning Objectives:

- 1.) Analyze the main differences between wired sensors and traditional film which affect diagnostic image quality.
- 2.) Grasp the theoretical and clinical principles of the bisecting technique.
- 3.) Illuminate the principles of shadow casting to capture apices, open contacts, and acquire difficult images.





## JANE SOXMAN, D.D.S.



Dr. Soxman is a diplomate of the American Board of Pediatric Dentistry, a Fellow in both the American College of Dentists and American Academy of Pediatric Dentists and manuscript reviewer for the journal, *General Dentistry*. She is a seminar instructor for two general practice residency programs, editor of the 1st and 2nd editions of the Handbook of Clinical Techniques in Pediatric Dentistry, and lead author of *Anomalies of the Developing Dentition*.

### Clinical Techniques in Pediatrics



COURSE #:	<b>F2329</b>		
TIME:	7:00 am to 10:00 am		
TUITION:	Dentist \$45		\$35
	Staff \$35		\$25
CREDITS:	3.0 Fundamental CEs		
AGD CODE:	430		
AUDIENCE:	A DT D H ST		

Learn minimally invasive and non-invasive treatment for pediatric patients including interim therapeutic restoration, silver diamine fluoride, and Hall technique. Indirect pulp therapy for deep caries in young permanent molars and molar-incisor hypomineralization are discussed with treatment recommendations. Management of mandibular incisor crowding, extraction of primary dentition and local anesthesia techniques are also presented. Included in this program is a review of the dental literature along with evidence-based methods to decrease chair time and heighten confidence when treating your pediatric patients.

#### Learning Objectives:

- 1.) Discuss and describe non-surgical caries management for the primary dentition.
- 2.) Describe current treatment for deep caries in young permanent molars.
- 3.) Describe treatment options for molar-incisor hypomineralization.
- 4.) Ensure optimal clinical skill for administering local anesthesia and performing extractions for the pediatric patient.

### Know When to Hold 'Em and Know When to Fold 'Em

COURSE #:	<b>F2330</b>		
TIME:	1:30 pm to 4:30 pm		
TUITION:	Dentist \$45		\$35
	Staff \$35		\$25
CREDITS:	3.0 Fundamental CEs <i>Diagnosis and Treatment Planning</i>		
AGD CODE:	430		
AUDIENCE:	A DT D H ST		

The transformation of the pediatric patient's dentition and oral structures through the primary, mixed, and early permanent dentition may result in various problematic presentations. Identification and timely intervention will assure not only the child's developmental well-being but may also minimize future treatment costs. This course begins with upper airway obstruction followed by anomalies of tooth formation and eruption. Space maintenance completes the program. Enhanced diagnostic and treatment skills will be derived for your youngest patients.

#### Learning Objectives:

- 1.) Identification and management of upper airway obstruction.
- 2.) Identification and management of anomalies of tooth formation in the developing dentition.
- 3.) Identification and management of ectopic eruption of maxillary first permanent molars and maxillary permanent canines.
- 4.) Intervention for premature loss of primary dentition and use of space maintainers.





THOMAS VIOLA, R.PH., C.C.P., CDE, CPMP



With over 30 years’ experience as a board-certified pharmacist, clinical educator, professional speaker, and published author, Tom Viola, R.Ph., C.C.P. has earned his national and international reputation as the go-to specialist for making pharmacology practical and useful for all members of the dental team. As an educator, Tom has received several awards for outstanding teacher of the year. As an author, Tom has contributed to professional journals and pharmacology textbooks and serves as a consultant to the ADA’s Council on Scientific Affairs. As a speaker, Tom has presented over 1,000 informative, humorous and engaging continuing education seminars and webinars since 2001.

It’s (Medically) Complicated! Essential Pharmacology for Treating Medically Complex Dental Patients

COURSE #:	F2331
TIME:	7:00 am to 10:00 am
TUITION:	Dentist \$45  \$35 Staff \$35  \$25
CREDITS:	3.0 Fundamental CEs
AGD CODE:	340
AUDIENCE:	Adm A T DT D H N ST

Are you confident in your knowledge of prescription and non-prescription medications, as well as their drug interactions, adverse reactions, and effects on patient management and treatment planning? This comprehensive program explores the dental implications of the prescription and non-prescription medications most frequently used by patients.

Learning Objectives:

- 1.) Identify the prescription medications most frequently encountered on a patient’s medical history and discuss their indications for use, adverse reactions, and impact on dental therapy.
- 2.) Discuss the non-prescription medications most often used by dental patients and explain their impact on dental therapy, including situations which preclude their use.
- 3.) Discover techniques for identifying and managing self-medicating and substance-abusing patients.

Something In Our Mist? Will Vaping Challenge Dentistry as Smoking Has in the Past?

COURSE #:	F2332
TIME:	1:00 pm to 4:00 pm
TUITION:	Dentist \$45  \$35 Staff \$35  \$25
CREDITS:	3.0 Fundamental CEs
AGD CODE:	157
AUDIENCE:	Adm A T DT D H N ST

While cigarette smoking among young adults has declined markedly over the past several decades, there has been a substantial increase in vaping. Unfortunately, very little information is available about the safety of vaping. This course will provide participants with an overview of cannabis, vaping, and their overall systemic adverse effects. Special emphasis will be given to the oral complications associated with vaping, as well as treatment planning strategies for patients who vape.

Learning Objectives:

- 1.) Describe the pharmacology of cannabis, including its mechanism of action, routes of administration and available formulations.
- 2.) Compare smoking and vaping as alternate delivery systems.
- 3.) Describe the oral and systemic complications encountered by patients who vape.
- 4.) Explain current available treatment strategies and patient care planning techniques for patients who vape cannabis.





## STAR SERIES

Sign up for this unique style of course and choose which sessions you want to attend. Presentations will last one hour with a 15-minute break in between. Credit will be issued based on the actual number of courses attended. This Series features Health and Wellness, and Practice Management.

This program is sponsored by Delta Dental.



Delta Dental of Minnesota

**COURSE #: F2333**  
**TIME: 8:00 am to 10:15 am**

**TUITION: Dentist \$35 🐦 \$25 Staff \$25 🐦 \$15**  
**AUDIENCE: All Welcome**



**MARC GEISSBERGER, D.D.S., MA, CPT, BCS**  
*Wellness – Better Health, Better Care*

**COURSE #:** F2333A  
**TIME:** 8:00 am to 9:00 am  
**CREDITS:** 1.0 Fundamental CE  
**AGD CODE:** 150

Dr. Geissberger is Adjunct Clinical Professor in the Department of Preventive and Restorative Dentistry at the University of the Pacific. During his 27 years in academia, he has maintained a private practice in Greenbrae, California and presented over 400 continuing education programs.

A healthy, fit, and engaged dental team brimming with energy and enthusiasm can provide great care for their patients and act as role models for healthy behavior. This program will examine the health and wellness trends of Americans and explore possible corrective strategies designed to enhance the well-being of all.

**Learning Objectives:**

- 1.) Learn how to build and retain a thriving team.
- 2.) Assess their own personal wellness.
- 3.) Expand their understanding of the link between systemic health and oral health.
- 4.) Develop personal strategies to modify current behaviors towards a healthier existence.
- 5.) Understand the key components of living well.
- 6.) Learn how to motivate others to initiate changes designed to create wellness.
- 7.) Develop strategies to promote systemic health by emphasizing know likes to oral health.



**KEVIN HENRY, MA**  
*The Top Five Mistakes Dental Practices Make... And How to Avoid Them*

**COURSE #:** F2333B  
**TIME:** 9:15 am to 10:15 am  
**CREDITS:** 1.0 Elective CE  
**AGD CODE:** 550

With nearly 20 years in the dental publishing industry, Kevin Henry has served as the editor-in-chief for DrBicuspid.com, the former group editorial director for Dental Products Report, and managing editor for Dental Economics. Additionally, he now serves as the co-founder for IgniteDA, a community designed to empower, enlighten, and educate dental assistants. He speaks to dental assistants throughout the country, reminding them of the important role they play every day in their practice. He is also certified as a DiSC trainer, helping dental practices learn how to understand each other better through personality assessments and training.

Over more than 20 years in the dental industry, Kevin has seen a lot of mistakes made by dental practices around the country. Some have caused a practice to lose team members. Some have caused a practice to lose a significant amount of money. One even cost a dentist his license. Kevin has spent hours going over what these practices did wrong and has put together a fast-paced, informative lecture that will have audiences thinking about the way they do business. In this course, audience members can learn from their colleagues' mistakes...and make sure they don't duplicate them.

**Learning Objectives:**

- 1.) Identify the biggest mistakes that have cost other practices countless hours and resources
- 2.) Learn how to avoid those mistakes in your practice
- 3.) Learn how to put systems in place and attain cohesiveness in your team
- 4.) Discover how every team member can impact the bottom line of the practice...and has a direct impact on the practice's success or failure.

## STAR SERIES

This program is sponsored by Delta Dental.



Delta Dental of Minnesota

Sign up for this unique style of course and choose which sessions you want to attend. Presentations will last one hour with a 15-minute break in between. Credit will be issued based on the actual number of courses attended. This Series features Medical Emergencies, Dental Trauma and Bite Splints.

**COURSE #: F2334**  
**TIME: 1:00 pm to 4:30 pm**

**TUITION: Dentist \$45 🐼 \$35 Staff \$35 🐼 \$25**  
**AUDIENCE: All Welcome**



**R. BRUCE TEMPLETON, D.M.D.**  
***Medical Emergencies in the Dental Office:  
 Are You Really Prepared?***

**COURSE #:** F2334A  
**TIME:** 1:00 pm to 2:00 pm  
**CREDITS:** 1.0 Fundamental CE  
*Medical Emergencies*  
**AGD CODE:** 142

Dr. Templeton is a Diplomate of the American Board of Oral and Maxillofacial Surgery. He is currently an oral and maxillofacial surgeon at the Veteran's Affairs Medical Center in Minneapolis and a clinical professor at the University of Minnesota School of Dentistry. He is a past President of the Minnesota Dental Association.

Life threatening emergencies can occur anywhere at any time to anyone. We all need to be prepared at all times to get rid of panic and replace it with decisive actions. Given an aging population that has many medical comorbidities and the possibility of stress in the dental clinic causing a medical emergency it is important for us to continually review our readiness to avoid medical emergencies and care for our patients should a life-threatening emergency occur. If we are not prepared to manage a medical emergency any event can have very serious results.

### **Learning Objectives:**

- 1.) Describe those conditions and situations that can lead to life threatening emergencies in the dental clinic.
- 2.) Identify and organize the components of an emergency kit for a dental clinic.
- 3.) Discuss the treatment of the more common dental clinic medical emergencies.



**ANTHONY DIANGELIS, D.M.D., M.P.H.**  
***Ten Things You Should Know About  
 Traumatic Dental Injuries (TDIs)***

**COURSE #:** F2334B  
**TIME:** 2:15 pm to 3:15 pm  
**CREDITS:** 1.0 Fundamental CE  
**AGD CODE:** 310

Dr. DiAngelis is Professor Emeritus at the University of Minnesota School of Dentistry and retired Chief of Dentistry at Hennepin County Medical Center. He is a frequent lecturer, contributed to the formulation of the IADT Guidelines for the Management of Traumatic Dental Injuries and also chaired the committee to update and revise the guidelines in 2012.

Take a quick tour through the trauma landscape. This presentation will provide an overview of critical issues when confronted with traumatic dental injuries (TDI), including luxation, avulsion and root fractures. Since the vast majority of TDIs occur before age 19, the clinician is faced with the immediate challenge of preserving the injured teeth and supporting structures, while recognizing potential complications inherent in such injuries. Treatment recommendations are based on the most recently published guidelines (2020) for the management of traumatic dental injuries by the International Association of Dental Traumatology (IADT).

### **Learning Objectives:**

- 1.) Learn what must be in your trauma notes.
- 2.) Recognize the frequency, type and management of post trauma complications.
- 3.) Identify critical factors in improving treatment outcomes for luxated, avulsed, and root fractured teeth.



**MARK KLEIVE, DDS**  
***Simple & Effective Bite Splints for  
 97% of Your Patients***

**COURSE #:** F2334C  
**TIME:** 3:30 pm to 4:30 pm  
**CREDITS:** 1.0 Fundamental CE  
*Diagnosis and Treatment Planning*  
**AGD CODE:** 180

Dr. Kleive is a 1997 graduate of the University of Minnesota School of Dentistry. He has over 20 years experience as an associate in a corporate dentistry clinic and as an owner of two different solo practices. He currently practices in Black Mountain, North Carolina and is both a Visiting Faculty member and the Director of Business Systems with the Pankey Institute.

Bite splint therapy is a valuable diagnostic, therapeutic, and patient management tool for use in the restorative dental practice. Bite splints are used routinely as part of a treatment protocol for patients experiencing facial pain, but they are also an invaluable procedure to create predictable restorative results. This course will cover the steps involved in evaluation and diagnosis and clarify which of the different bite splint designs are the most beneficial.

### **Learning Objectives:**

- 1.) Perform a thorough TMJ and muscle evaluation and diagnosis.
- 2.) Implement bite splint treatment protocols.
- 3.) Increase case acceptance during bite splint therapy.



## SATURDAY AT-A-GLANCE

PRICES GO UP  
AFTER FEB. 2!

SPEAKER	COURSE #	PROGRAM TITLE	TIMES	DENTIST	STAFF
Christopher	S2301	The Psychology of Success	8:30 am – 11:30 am	\$35	\$25
Christopher	S2302	Are We Having Fun Yet?	1:30 pm – 4:30 pm	\$35	\$25
Geissberger	S2303	Veneer Workshop	8:30 am – 11:30 am	\$315	\$315
Geissberger	S2304	New Advances in Direct & Indirect Restorative Dentistry	1:00 pm – 4:00 pm	\$35	\$25
Grisdale	S2305	Predictable Bone Grafting for Site Preparation for Implants & Restorative Dentistry	8:00 am – 11:00 am	\$315	\$315
Grisdale	S2306	Esthetic & Functional Periodontal Plastic Surgery for Implant & Restorative Dentistry	1:30 pm – 4:30 pm	\$385	\$385
Gunn	S2307	The Other Half of the Accounting Equation	8:30 am – 11:00 am	\$35	\$25
Iancu	S2308	Bacteria Gone WILD	8:00 am – 11:00 am	\$35	\$25
Iancu	S2309	Houston We Have a Problem...White Spot Lesions!	1:00 pm – 4:00 pm	\$35	\$25
Kleive	S2310	Essential Business Systems for Every Dental Practice	8:00 am – 11:00 am	\$35	\$25
Kleive	S2311	Mastering Dental Photography with your Smartphone	1:00 pm – 4:00 pm	\$115	\$115
Koerner	S2312	Surgical Extractions Hands-On Workshop	8:30 am – 11:30 am	\$440	\$440
Koerner	S2313	Surgical Extractions Hands-On Workshop	1:30 pm – 4:30 pm	\$440	\$440
Maples	S2314	Slaying Dragons	8:30 am – 11:30 am	\$35	\$25
Maples	S2315	Fatten Up Your Patient Base and Skinny Down Your Kids	1:00 pm – 4:00 pm	\$35	\$25
Riley	S2316	Red, White, and Blue	8:30 am – 11:30 am	\$35	\$25
Riley	S2317	Bones, Bugs, Fire & Flies	1:00 pm – 4:00 pm	\$35	\$25
Sanders	S2318	Infection Control	8:00 am – 11:00 am	\$35	\$25
Sanders	S2319	The Future is Now	1:30 pm – 4:30 pm	\$35	\$25
Shelburne	S2320	Maneuvering the Dental Minefield	8:00 am – 11:00 am	\$35	\$25
Spencer	S2321	All TMJ Patients are Nuts, Right?	8:00 am – 11:00 am	\$35	\$25
Spencer	S2322	Nightguards, Splints, Snore Guards, and Sleep Apnea Appliances	1:30 pm – 4:30 pm	\$35	\$25



## AUDIENCE CODES

D	H	A	N	T	Adm	DT	ST
DENTIST	HYGIENIST	ASSISTANT	NURSE	DENTAL TECH	ADMINISTRATIVE PERSONNEL	DENTAL THERAPIST	STUDENT DENTIST



**BRUCE CHRISTOPHER, MA, LP, CSP**

Mr. Christopher is a licensed Clinical Psychologist holding degrees in Professional Psychology and Interpersonal Communications. He speaks over 150 times each year and is one of today's most sought after speakers in the Fortune 500 and numerous prestigious medical and dental conferences.

**The Psychology of Success: Secrets Superstars Know**

COURSE #:	<b>S2301</b>
TIME:	8:30 am to 11:30 am
TUITION:	Dentist \$45  \$35 Staff \$35  \$25
CREDITS:	3.0 Fundamental CEs <i>Patient Communication</i>
AGD CODE:	550
AUDIENCE:	Adm A T DT D H N ST

What do the super-stars of success know that the rest of us do not? In this fast paced program, your practice will learn the six essential key ingredients to the science behind success. Why do some people just seem to rise to the top in their field? Why is it that some people have all the luck? You will learn how your E.Q. is more important than your I.Q. and how your attitude is more important than your latitude. Extremely Entertaining and Interactive!

**Learning Objectives:**

- 1.) Discover the Five Essential Ingredients of personal and practice success.
- 2.) Uncover the Four Steps of how to deal with a complaining patient.
- 3.) Learn Key Strategies of how to deal with stress.
- 4.) Explore how Emotional Intelligence is the best predictor of practice success.
- 5.) Learn the Secret to Motivation.

**Are We Having Fun Yet? Attitude, Humor, and Peak Performance in Your Practice**

COURSE #:	<b>S2302</b>
TIME:	1:30 pm to 4:30 pm
TUITION:	Dentist \$45  \$35 Staff \$35  \$25
CREDITS:	3.0 Elective CEs
AGD CODE:	550
AUDIENCE:	Adm A T DT D H N ST

As practices attempt to achieve their goals, no barriers are greater than attitude, self-esteem, and team enthusiasm. This humorous session will help your practice to leap from procrastinations and crash through comfort zones. Your team will learn how to make fears disappear, work together, move forward, and have fun doing it!

**Learning Objectives:**

- 1.) Learn effective patient service skills by developing a highly energized staff team.
- 2.) Increase your team's leadership-quotient by boosting their self-esteem and productivity.
- 3.) Exceed the expectations of patients seeking your service and treatment.
- 4.) Manage your mood even in difficult times.
- 5.) Learn the secrets only optimist's know.

**MARC GEISSBERGER, D.D.S., MA, CPT, BCS**

Dr. Geissberger is Adjunct Clinical Professor in the Department of Preventive and Restorative Dentistry at the University of the Pacific. During his 27 years in academia, he has maintained a private practice in Greenbrae, California and presented over 400 continuing education programs.

**Veneer Workshop: The Essence of Smile Design****LIMITED TO: 30 Attendees**

COURSE #:	<b>S2303</b>	
TIME:	8:30 am to 11:30 am	
TUITION:	Dentist \$325  \$315 Staff \$325  \$315	
CREDITS:	3.0 Fundamental CEs	
AGD CODE:	780	
AUDIENCE:	D	

Today's patients have heightened expectations and desires. Understanding the desires and meeting patient's demands has become increasingly complex and challenging. Case design and case presentation will be an integral portion of the course. This course will review the principles of facial esthetics, smile design and provide practitioners the tools necessary to deliver remarkably beautiful results. Participants will apply esthetic principles and philosophies to designing an esthetic result with a variety of different techniques. Anterior veneer and crown design will be reviewed. Provisional restorations and bonding techniques will be explored. Final delivery and finishing will be discussed and practiced.

**Learning Objectives:**

- 1.) Learn how to fabricate and deliver a smile design and simulation.
- 2.) Learn and practice various veneer preparations and when to use them clinically.
- 3.) Practice provisional fabrication and placement techniques.
- 4.) Learn how to adjust and bond final restorations using state-of-the-art materials.

**New Advances in Direct & Indirect Restorative Dentistry**

COURSE #:	<b>S2304</b>
TIME:	1:00 pm to 4:00 pm
TUITION:	Dentist \$45  \$35 Staff \$35  \$25
CREDITS:	3.0 Fundamental CEs
AGD CODE:	250
AUDIENCE:	A DT D H ST

This fast paced, informative session will introduce participants to several new materials and techniques in restorative dentistry. Various clinical tips and techniques will be introduced to eliminate common problems associated with routine clinical procedures. The will include: creating perfect Class II restorations, mastering flawless crown and bridge impressions, enhancing esthetics in anterior direct bonding cases, and proper adhesion and curing protocols. Additionally, this course will cover the latest developments in all porcelains, cements, impression materials, and CAD/CAM technology.

**Learning Objectives:**

- 1.) Master appropriate bonding and curing protocols.
- 2.) Review appropriate layering techniques to enhance esthetics of anterior bonding cases.
- 3.) Gain knowledge of modern ceramic materials and understand limitations and strengths of each type of material.
- 4.) Improve their understanding of the plethora of modern cements and which clinical situations are indicated for their use.
- 5.) Navigate the technological advances in CAD/CAM Dentistry and figure out which systems may be most appropriate for their practices.






## JIM GRISDALE, D.D.S., DIP. PROSTH., DIP. PERIO



Dr. Grisdale is a Board Certified Specialist in Periodontics and Prosthodontics with a part-time private practice in Vancouver, British Columbia. He lectures internationally in addition to publishing articles and participating in clinical research and the study of contemporary periodontal products.

### Predictable Bone Grafting for Site Preparation for Implants & Restorative Dentistry Workshop

**LIMITED TO: 25 Attendees**

COURSE #:	<b>S2305</b>		
TIME:	8:00 am to 11:00 am		
TUITION:	Dentist \$325		\$315
	Staff \$325		\$315
CREDITS:	3.0 Fundamental CE Credits <i>Diagnosis and Treatment Planning</i>		
AGD CODE:	690		
AUDIENCE:	D ST		




Prevention of alveolar bone loss and maintenance of alveolar bone structure are mandatory for long term stability of conventional or implant-supported prosthetic replacements. Soft and hard tissue complications can lead to unsatisfactory results. This course emphasizes the technical aspects of ridge preservation and augmentation. Contemporary grafting materials and the use of membranes, as well as types of defects the clinician can predictably fill will be discussed. This course applies to all dentists placing and/or restoring implants, fixed bridgework, and removable prostheses.

#### Learning Objectives:

- 1.) Diagnosis and treatment planning for socket preservation and ridge augmentation.
- 2.) When and how to perform atraumatic extractions.
- 3.) The criteria to select the appropriate grafting material.
- 4.) How to select and work with different membranes.
- 5.) To select the correct flap designs for all procedures.

### Esthetic & Functional Periodontal Plastic Surgery for Implant & Restorative Dentistry Workshop

**LIMITED TO: 25 Attendees**

COURSE #:	<b>S2306</b>		
TIME:	1:30 pm to 4:30 pm		
TUITION:	Dentist \$395		\$385
	Staff \$395		\$385
CREDITS:	3.0 Fundamental CE Credits <i>Diagnosis and Treatment Planning</i>		
AGD CODE:	690		
AUDIENCE:	D ST		

This course is designed to provide the participant with the opportunity to perform periodontal plastic surgical procedures and to recognize the key factors which determine successful periodontal plastic surgery. The indications and techniques for surgical treatment based upon the need to re-establish esthetics, restore a functional attachment and eliminate hypersensitivity will be covered. The participant will perform a free gingival graft and a connective tissue graft on the pig mandible and understand the differences between the two techniques.

#### Learning Objectives:



- 1.) How to correctly diagnose and treatment plan for mucogingival problems.
- 2.) The indications for esthetic and functional periodontal plastic surgery.
- 3.) Differences between free gingival grafts and connective tissue grafts.
- 4.) The indications and contraindications for free gingival grafts and connective grafts.
- 5.) Different techniques and instrumentation for successful periodontal plastic surgery.

## SUSAN GUNN, CFE



Riveting Speaker. Relatable Author. Reliable Business Consultant. Ruthless Fraud Examiner. All these have been used to describe Susan Gunn. For over 25 years, Susan's mission is to serve the dental industry by providing solutions that enable practice owners to understand the business of their practice and to protect their practice from embezzlement. She is a Certified Fraud Examiner, has written 46 books geared for professional practices sold internationally and is a special consultant to the American Dental Association. Susan is the host of the popular bi-weekly podcast program Money In, Money Out. Susan's mantra? "Lead with Integrity"

### The Other Half of the Accounting Equation: Accounts Payable Management


COURSE #:	<b>S2307</b>		
TIME:	8:30 am to 11:00 am		
TUITION:	Dentist \$45		\$35
	Staff \$35		\$25
CREDITS:	2.5 Elective CEs		
AGD CODE:	550		
AUDIENCE:	Adm D		

The market has changed drastically for accounting software, and it is evolving to eventually an online only availability. Many users are still using QuickBooks desktop PC or Mac version, some are using QuickBooks Online, some are using a less expensive alternative like Wave or Xero or Zoho. Whatever you use, there are some fundamental choices to include in your accounts payable software as well as fundamental reports to review. Learn how to maximize whatever your software is beyond tax accounting to a highly effective practice management tool for financial analysis and goal planning.

#### Learning Objectives:

- 1.) Designing the Practice Management Chart of Accounts.
- 2.) Deposits.
- 3.) Payroll Options.
- 4.) Best practices regarding payables management.

This program is sponsored by the MN Sections of the American College of Dentists, International College of Dentists and Pierre Fauchard Academy.

**IRENE IANCU, RDH, CTD, OM**

Irene is an entrepreneur and dental hygienist, and has expanded her scope of practice with procedures that include Orthodontics, Restorative Dental Hygiene, Myofunctional Therapy, and advanced periodontal therapy utilizing the latest technology. Her dental practice Toothlife Studio just celebrated 2 years in August 2022. Irene's goals are to create a simple, cultivating, and a positive environment for team members, and of course, creating a fun and engaging first dental experience for many.

**Bacteria Gone WILD**

COURSE #:	<b>S2308</b>
TIME:	8:00 am to 11:00 am
TUITION:	Dentist \$45  \$35 Staff \$35  \$25
CREDITS:	3.0 Fundamental CEs
AGD CODE:	010
AUDIENCE:	DT D H ST

We'll consider our clients and explore lifesaving elements to prevent this disease from affecting the health of our clients. This begins by identifying negative effects bacteria have on the caries process. We'll explore the evolution of food choices, growth and development of our bodies, and describe the three mechanisms/pathways linking oral infection to secondary systemic effects.

**Learning Objectives:**

- 1.) Identifying nutritional factors that are linked to poor nutrition and the inflammatory response.
- 2.) Conducting effective nutritional assessment with clients.
- 3.) Formulating client-specific programs to prevent dental decay.
- 4.) Implementing new identification tools for clinical signs of potential systemic conditions.
- 5.) Discussing Oral Hygiene Education techniques to prevent the uncontrolled multiplication of oral pathogens.


**Houston We Have a Problem...White Spot Lesions!**

COURSE #:	<b>S2309</b>
TIME:	1:00 pm to 4:00 pm
TUITION:	Dentist \$45  \$35 Staff \$35  \$25
CREDITS:	3.0 Fundamental CEs
AGD CODE:	730
AUDIENCE:	DT D H ST

White Spot Lesions are a Dental Professionals worst nightmare! In this lecture, join us to understand the etiology of these lesions and discuss effective identification tools, preventative measures, and management options available — including the complexities of orthodontic clients pre, mid and post treatment. We'll identify elements of essential risk assessment tools for client specific recommendations. Distinguishing between demineralization and remineralization in the dynamic caries process.

**Learning Objectives:**

- 1.) Describing the caries development process and appropriate intervention strategies.
- 2.) Utilizing data obtained through caries risk assessment techniques and assign patients to the correct caries risk level.
- 3.) Identifying the early signs of white spot lesions and formulating prevention strategies.
- 4.) Verbalizing the demineralization and remineralization process.

**MARK KLEIVE, DDS**

Dr. Kleive is a 1997 graduate of the University of Minnesota School of Dentistry. He has over 20 years experience as an associate in a corporate dentistry clinic and as an owner of two different solo practices. He currently practices in Black Mountain, North Carolina and is both a Visiting Faculty member and the Director of Business Systems with the Pankey Institute.

**Essential Business Systems for Every Dental Practice**

COURSE #:	<b>S2310</b>
TIME:	8:00 am to 11:00 am
TUITION:	Dentist \$45  \$35 Staff \$35  \$25
CREDITS:	3.0 Elective CEs
AGD CODE:	550
AUDIENCE:	Adm A DT D H ST

As the dental marketplace continues to evolve, the efficiency of our business systems become more important to the success of our practices. The dentist and/or team members responsible for these business systems may or may not have formal training that enables them to make strategic decisions so their office's flourish. This course will give all participants a clear understanding of the business systems that make a difference and how to implement them in your practice.

**Learning Objectives:**

- 1.) Learn the key performance indicators (KPI's) that increase practice profitability.
- 2.) Understand the 3 components of efficiency that every practice can influence.
- 3.) Engage team members to become "business partners" of the practice.
- 4.) Strategically hire and develop team members to help your practice flourish.

**Mastering Dental Photography with your Smartphone****LIMITED TO: 20 Attendees**

COURSE #:	<b>S2311</b>
TIME:	1:00 pm to 4:00 pm
TUITION:	Dentist \$125  \$115 Staff \$125  \$115
CREDITS:	3.0 Fundamental CEs <i>Diagnosis and Treatment Planning, Patient Communication</i>
AGD CODE:	138
AUDIENCE:	A DT D H ST

In this fun and lively hands-on workshop, participants will have the opportunity to practice taking the images that have the greatest impact in communication with the patient and the dental team using a smartphone and specific accessories. All clinical intra and extra-oral views will be demonstrated and emphasis will be placed on integration of the photographs with increased improvement in case presentation.

**Learning Objectives:**

- 1.) Master six essential dental photographic images.
- 2.) Learn problem solving techniques with emphasis on mirror and retractor placement.
- 3.) Utilize digital imaging for patient education and case acceptance.
- 4.) Integrate digital photography easily in your practice.









## KARL KOERNER, D.D.S., M.S.



Dr. Koerner is an Adjunct Professor of Oral Surgery at Roseman University in Utah. He has presented hundreds of didactic and participation oral surgery courses to GPs over the last 20 years. He is a past president of the Utah Dental Association and Utah Academy of General Dentistry.

### Surgical Extractions Hands-On Workshop

**LIMITED TO: 20 Attendees**

COURSE #:	<b>S2312</b>	
TIME:	8:30 am to 11:30 am	
COURSE #:	<b>S2313 (Repeat)</b>	
TIME:	1:30 pm to 4:30 pm	
TUITION:	Dentist \$450  \$440 Staff \$450  \$440	
CREDITS:	3.0 Fundamental CEs	
AGD CODE:	310	
AUDIENCE:	D ST	

It is one thing to be taught surgery with lecture and video clips but another level to receive hands-on instruction. Life-like dentoform models with realistic soft tissue allows procedures to be done similarly to working on a patient. An instructor can guide and critique your work to make sure you receive needed input. There are surgical extractions, retrieving root tips that break, sectioning/luxating teeth, preventing roots from going into the sinus, 30 second sutures, and various types of sutures placed. During the course, you will have instruments as are used in residencies.

**Dr. Koerner's Friday lectures are recommended for attendees participating in this workshop.**

#### Learning Objectives:



- 1.) Use a handpiece to effectively section and luxate molar teeth.
- 2.) Use the skinny bur/Luxator system to excise root tips.
- 3.) Do continuous-lock and modified continuous-lock sutures.

## SUSAN MAPLES, D.D.S., MSBA



Dr. Susan Maples is a passionate health educator and leads a successful, Total Health, insurance-independent dental practice in Holt, Michigan. She brings preventive and restorative dental expertise, a passion for mouth-body total health, a master's degree in business/marketing, and 35+ years of experience in private practice. Susan currently serves as President of the American Academy of Oral & Systemic Health. She is the creator and founder of Total Health Academy, and developer of the Hands-On Learning Lab™ and SelfScreen.net.

### Slaying Dragons: Acid Reflux and Diabetes Detection in the Dental Office

COURSE #:	<b>S2314</b>
TIME:	8:30 am to 11:30 am
TUITION:	Dentist \$45  \$35 Staff \$35  \$25
CREDITS:	3.0 Fundamental CEs
AGD CODE:	150
AUDIENCE:	Adm A T DT D H N ST



Out of the backdrop of America's declining health emerge two fire-breathing dragons that destroy tooth and bone: Acid (Airway) Reflux and Insulin Resistance/Diabetes. This presentation will help you recognize the oral ramifications of these two conditions. More importantly, Susan will challenge our acceptance of conventional "treatment" methods (i.e. medication) and inspire the dental profession to accept a more profound role in root cause analysis and facilitating health change behavior.

**Dr. Maples highly recommends her Friday lecture prior to participating in this course.**

#### Learning Objectives:

- 1.) Identify the patterns of tooth loss from Acid Reflux.
- 2.) Understand the "silent" symptoms of reflux that precede heartburn.
- 3.) Uncover root causes of both Acid Reflux and Type 2 Diabetes.
- 4.) Recognize the bi-directional relationship between uncontrolled Diabetes and active Periodontal Disease.
- 5.) Understand the pathology of Insulin Resistance and its progression to Prediabetes and finally to Type 2 Diabetes.
- 6.) Accept your role as facilitator and coach for preventing systemic disease.

### Fatten Up Your Patient Base and Skinny Down Your Kids

COURSE #:	<b>S2315</b>
TIME:	1:00 pm to 4:00 pm
TUITION:	Dentist \$45  \$35 Staff \$35  \$25
CREDITS:	3.0 Fundamental CEs
AGD CODE:	150
AUDIENCE:	Adm A T DT D H N ST

Addressing the losing battle against caries, childhood obesity, diabetes, and heart disease. Inspire your team and patients to make lasting behavior changes that affect their oral and systemic health with Hands On Learning Lab™ and it's benefit as a valuable reference tool that will make yours a practice of distinction.

**Dr. Maples highly recommends her Friday lecture prior to participating in this course.**

#### Learning Objectives:

- 1.) Integrate into your practice a scientific and super fun learning lab.
- 2.) Discover which kinesthetic experiences create lifelong learning in the fight against caries, weight gain, and diabetes.
- 3.) Attract, in a super fun way, new patients focused on total health.
- 4.) Expand your impact in your community, schools, and science fairs.
- 5.) Conduct a self-prophecy.
- 6.) Become part of the solution to our healthcare epidemic through our youth.

**AMBER RILEY, MS, RDH, FAAFS, FIACME**

Ms. Riley is an internationally recognized speaker providing programs to dental and medical professionals covering oral/systemic and cardiovascular pathologies, forensic odontology, and the use and misuse of therapeutic and illicit pharmacology. Ms. Riley is the President of the American Society of Forensic Odontology, a Fellow of the American Academy of Forensic Sciences, Fellow of the International Association of Coroners & Medical Examiners, and Member of the California Dental Hygienists' Assn.

**Red, White, and Blue: What Does it Mean to YOU?**

COURSE #:	<b>S2316</b>
TIME:	8:30 am to 11:30 am
TUITION:	Dentist \$45  \$35 Staff \$35  \$25
CREDITS:	3.0 Fundamental CEs <i>Diagnosis and Treatment Planning</i>
AGD CODE:	730
AUDIENCE:	Adm A T DT D H N ST

Oral lesions are a common finding in dental practice. During this course attendees will receive not only a refresher program on the topic of oral pathology, but will also be brought up to date with the most current, relevant discussions of widespread oral pathologies including their origins, treatments, and outcomes. The audience will learn valuable insights and techniques that can be immediately introduced into their clinical practice to improve early detection and patient care.

**Learning Objectives:**

- 1.) Recognition and differentiation of Red, White, and Pigmented oral lesions and the scientifically supported protocol for evaluation and treatment.
- 2.) Recognition of tissue alteration due to physical trauma or habit, localized disease, and systemic illness.
- 3.) Learn and implement a succinct yet thorough extra/intra oral examination process.
- 4.) Fundamental overview of the histology and pathogenesis of common and frequently encountered oral lesions, pathologies, and the oral manifestations of systemic disease.

**Bones, Bugs, Fire & Flies. An Introduction to Forensic Odontology**

COURSE #:	<b>S2317</b>
TIME:	1:00 pm to 4:00 pm
TUITION:	Dentist \$45  \$35 Staff \$35  \$25
CREDITS:	3.0 Fundamental CEs <i>Record Keeping</i>
AGD CODE:	145
AUDIENCE:	Adm A T DT D H N ST

Participants of this course will gain an introductory knowledge of the science of forensic odontology and how the law dictates a forensic human identification. A brief review of the history, evolution and scope of forensic odontology will be presented as well as an introduction of the nomenclature commonly used in this field and death investigation systems will be explained.

**Learning Objectives:**

- 1.) Improve appreciation for the forensic value of accurate dental records.
- 2.) Recognize how to cooperate with the legal system as a dental provider.
- 3.) Understand the role of a forensic dental team in scientific human identification and in multiple fatality incidents.

**KATRINA SANDERS, RDH, BSDH, M.ED, RF**

A clinical dental hygienist, author, and international speaker, Katrina is the "Dental WINEgenist™," as she pairs her desire for excellence in the dental industry with her knowledge and passion for wine. Katrina is the Clinical Liaison, Hygiene Excellence & Innovation for AZPerio, the where she works in the periodontal surgical operator. She is the founder of Sanders Board Preparatory, serves on countless advisory boards, and has been published in various publications. Her philanthropic efforts include dental humanitarian work in developing countries, supporting abused and homeless animals, and spreading awareness about the benefits of organ and tissue donation.

**Infection Control: When You Absolutely Don't Want to "Go Viral"**

COURSE #:	<b>S2318</b>
TIME:	8:00 am to 11:00 am
TUITION:	Dentist \$45  \$35 Staff \$35  \$25
CREDITS:	3.0 Fundamental CEs
AGD CODE:	148
AUDIENCE:	A D H N ST

To ensure our patients aren't exposed to viruses, bacteria, and protozoa, dental professionals need to understand more than what to do and what not to do; they also need to understand why. In this lively, engaging course, Katrina takes participants on a historical journey of social norms which lead to infectious diseases. We'll trace the evolution and spread of disease from patient zero outward, showing the microbiological, immunological, and human impacts of the chain of infection.

**Learning Objectives:**

- 1.) Understand the infectious disease process as it relates to dental professionals.
- 2.) Explore infectious diseases that are easily contracted.
- 3.) Evaluate behaviors that promote the spread of infection.
- 4.) Examine the timeline of historical events that have led to the spread of disease.
- 5.) Describe the role that the immune system plays in fighting the spread of infection.

**The Future is Now: Modern Techniques for the Control & Prevention of Disease**

COURSE #:	<b>S2319</b>
TIME:	1:30 pm to 4:30 pm
TUITION:	Dentist \$45  \$35 Staff \$35  \$25
CREDITS:	3.0 Fundamental CEs
AGD CODE:	148
AUDIENCE:	DT D H

This course will discuss the foundational components required in the implementation of disease prevention and infection control. Course includes a robust discussion of modern techniques available to the dental preventive expert in controlling, preventing and managing the sequelae of disease transmission. Participants walk away with advanced knowledge of disease prevention including silver diamine fluoride, oral and systemic interventions, orofacial myofunctional therapy, air polishing techniques, and use of advanced periodontal procedures.

**Learning Objectives:**

- 1.) Evaluate the evolution and current landscape of preventive dentistry.
- 2.) Discuss modern trends, techniques and advances in the prevention and control of disease transmission.
- 3.) Identify available techniques and products for use in the disease prevention as well as futuristic trends for the dental hygienist.



## ROY SHELburnE, D.D.S.



Dr. Shelburne graduated from the University of Virginia with a double major in Biology and Religious Studies in 1977. He went on to graduate with honors from Virginia Commonwealth University's Dental School. In March 2008, he surrendered his dental license after being convicted of healthcare fraud, racketeering, and money laundering. Dr. Shelburne is a nationally known speaker/writer/consultant and an American Dental Association Subject Matter Expert, President of the Academy of Dental Management Consultants and Board Member of the Speaking Consulting Network who openly shares his mistakes and how to avoid those career ending errors.

### Maneuvering the Dental Minefield

COURSE #:	<b>S2320</b>		
TIME:	8:00 am to 11:00 am		
TUITION:	Dentist \$45		\$35
	Staff \$35		\$25
CREDITS:	3.0 Elective CEs		
AGD CODE:	550		
AUDIENCE:	Adm D		

When the practice is paid rapidly and appropriately, things are good; however, when there are delays, denials, and requests for additional information, things are not quite so good. Mistakes can be devastating. It is possible to implement systems that form a proactive defensive systemic approach that will result in maximum legitimate reimbursement and eliminate the risk of criminal prosecution. To be prepared for this challenge the team must be careful, concise, complete, and diligent. My approach will result in higher reimbursement while reducing risk. If the deficiencies in your systems are ignored both doctor and staff are at risk.

#### Learning Objectives:

- 1.) To recognize the dangers in coding improperly and benefits of coding properly.
- 2.) To know the commonly misused codes and how to avoid the "usual" errors.
- 3.) To be able to develop systems that result in more timely payment.

## JAMISON SPENCER, D.M.D., MS



Dr. Spencer is the Director of Dental Sleep Medicine for the Center for Sleep Apnea and TMJ in Boise, Idaho and Salt Lake city, Utah. He is a Past-President of the American Academy of Craniofacial Pain (AACCP) and lectures internationally on TMD, dental sleep medicine, and head and neck anatomy.

### All TMJ Patients are Nuts, Right? How to Evaluate, Diagnose, and Treat the Most Common TMJ Problems

COURSE #:	<b>S2321</b>		
TIME:	8:00 am to 11:00 am		
TUITION:	Dentist \$45		\$35
	Staff \$35		\$25
CREDITS:	3.0 Fundamental CEs <i>Diagnosis and Treatment Planning</i>		
AGD CODE:	180		
AUDIENCE:	A DT D H ST		

TMJ disorders are one of those areas where almost every dentist feels uncomfortable. In dental school we didn't get much classroom information, and little or no clinical experience. Our treatments in practice are often hit and miss, without clarity on why sometimes we hit, and other times we miss. In this lecture Dr. Spencer will review the relevant anatomy and discuss simple examination, diagnosis, and treatment techniques that will allow your attendees to STUN their next TMD patients with their understanding of the patient's issues, and allow them to help many more people.

#### Learning Objectives:

- 1.) A review of the relevant anatomy of the head and neck.
- 2.) Understand basic principles of focused examination and evaluation for TMD.
- 3.) Have a straight forward way to diagnose the most common TM disorders.
- 4.) Understand the treatments for the most common TM disorders.

### Nightguards, Splints, Snore Guards, and Sleep Apnea Appliances: Picking the Right Piece of Plastic for Your Patients

COURSE #:	<b>S2322</b>		
TIME:	1:30 pm to 4:30 pm		
TUITION:	Dentist \$45		\$35
	Staff \$35		\$25
CREDITS:	3.0 Fundamental CEs		
AGD CODE:	180		
AUDIENCE:	A DT D H ST		

Most dentists have VERY limited training in dental school regarding proper use of oral appliances for bruxism and virtually no practical training regarding appliances for TMJ problems, snoring or sleep apnea...yet our patients want and need these treatments. Dr. Spencer will discuss appliance therapy and give a step by step approach to evaluation, diagnosis and treatment planning with a special focus on what type of appliance to use in each case.

#### Learning Objectives:

- 1.) Review the various appliances available for TMJ problems, snoring and sleep apnea.
- 2.) Recognize which type of appliance may be best for specific circumstances.
- 3.) Understand practical matters such as follow up, insurance coverage, and lab versus in-house fabrication.



# THE BIG PARTY

## HAIRBALL

SPECIAL EVENTS

Friday, April 28  
8:00 pm – 10:00 pm  
Roy Wilkins Auditorium  
**Free for ALL Attendees**

**Are you ready to ROCK??** A band puts on a concert — Hairball puts on an event! Hairball is a Rock & Roll experience you won't soon forget. Lights, sound, smoke, fire, and screaming hordes of avid fans! Vocalists lead the band through a two-hour, mind-blowing, and drop-dead accurate homage to some of the biggest arena acts in the world. Van Halen, KISS, Mötley Crüe, Queen, Journey, and Aerosmith are but a few of the acts fans will see brought to life. The Hairball stage becomes an entirely new rock concert before your eyes countless times throughout the night.

Your meeting badge will be your entry ticket. All guests/spouses must be registered attendees of the meeting and have a meeting badge to attend this event.

The first 500 people to walk through the door wearing a classic rock concert t-shirt will receive a FREE drink ticket! Doors open at 7:30 pm!

# AUDIO RECORDINGS

## TOO MANY GREAT SESSIONS TO CHOOSE FROM? CAN'T MAKE THE SHOW?

A selection of sessions at Star of the North will be recorded!  
Purchase individual sessions or you can get the whole package.

**Package Pricing: Pre-Event – \$175    Onsite – \$220    Post-Event – \$270**

### **Individual Sessions: \$25 each**

Sessions will include an audio recording of the session as well as the presentation slides and any associated handouts.

**We will open up for pre-event purchases starting in January 2023 at [star.mndental.org](http://star.mndental.org)!**



All recorded sessions are CE approved!

TITLE	SPEAKER
Perfecting My Chairside Skills	Shannon Brinker
Perfecting My Radiography Skills	Shannon Brinker
Are We Having Fun Yet? Attitude, Humor, and Peak Performance in Your Practice	Bruce Christopher
The Psychology of Success: Secrets Superstars Know	Bruce Christopher
Hot Topics in Infection Control	Nancy Dewhirst
Sleep Apnea: Wake Up to the Problem	Dr. Erin Elliott
Toothaches, Implants, and Sleep, Oh My! A Tale of a Cone Beam Driven General Dentist Office	Dr. Erin Elliott
Emerging Trends in Periodontics in the 21st Century	Dr. Jim Grisdale
The Surgical/Restorative Connection in Dental Implant Treatment for the General Practitioner	Dr. Jim Grisdale
How to Find, Hire, and Keep Amazing Team Members	Kevin Henry
Tackling the Biggest Pitfalls in the Dentist-Assistant Relationship	Kevin Henry
The Top Five Mistakes Dental Practices Make...And How to Avoid Them	Kevin Henry
Dental Image Branding	Janice Hurley
The New Patient Experience	Janice Hurley
Timeless Body – Ageless Mind	Janice Hurley
When Confidence is Key	Janice Hurley
Bacteria Gone WILD	Irene Iancu
Houston We Have a Problem...White Spot Lesions!	Irene Iancu
Essential Business Systems for Every Dental Practice	Dr. Mark Kleive
Simple & Effective Bite Splints for 97% of Your Patients	Dr. Mark Kleive
Fatten Up Your Patient Base and Skinny Down Your Kids	Dr. Susan Maples
Seeing in the Mouth with Super-Powered Eyes: Total Health Dentistry and Practice Profitability	Dr. Susan Maples
Slaying Dragons: Acid Reflux and Diabetes Detection in the Dental Office	Dr. Susan Maples
Functional & Esthetic Treatment Planning	Dr. Edwin McDonald
The Exceptional Dentist-Assistant Team: Creating Peak Performance at the Chair (Lecture)	Dr. Edwin McDonald
Common Lesions: Worry or Not to Worry?	Dr. Jacqueline M. Plemons
Oral Medicine in Private Practice: Good for You and Your Patients	Dr. Jacqueline M. Plemons
Between the Threads: Uncovering Comprehensive Dental Therapeutics for the Dental Hygienist	Katrina Sanders
Cracking Periodontal Codes with Class: Diagnostic Decisions	Katrina Sanders
Infection Control: When You Absolutely Don't Want to "Go Viral"	Katrina Sanders
The Future is Now: Modern Techniques for the Control & Prevention of Disease	Katrina Sanders
All TMJ Patients are Nuts, Right? How to Evaluate, Diagnose, and Treat the Most Common TMJ Problems	Dr. Jamison Spencer
Nightguards, Splints, Snore Guards, and Sleep Apnea Appliances: Picking the Right Piece of Plastic for Your Patients	Dr. Jamison Spencer
Medical Emergencies in the Dental Office: Are You Really Prepared?	Dr. R. Bruce Templeton

# WE HAVE THE TOOLS

## TO CARE FOR YOUR PRACTICE

### LEGAL SERVICES FOR YOUR PRACTICE

- ✓ Buying or Selling Your Practice
- ✓ DSO Formation, Negotiation and Sales
- ✓ Associate Contracts, Employee Handbooks and Employment Counseling
- ✓ Board of Dentistry and Drug Enforcement Administration Investigations
- ✓ HIPAA, Privacy and Cybersecurity Compliance and Training
- ✓ Insurance Company and Government Audits
- ✓ OSHA and Infection Control Compliance
- ✓ Real Estate Leasing and Purchase
- ✓ Intellectual Property and Brand Management (Patents & Trademarks)
- ✓ Business and Personal Litigation, Arbitration, and Mediation
- ✓ State and Federal Compliance Audits (Record-keeping, Claims and Billing)
- ✓ General Corporate Counseling and Compliance
- ✓ PPP, CARES Act and EIDL Compliance

### DENTIST & SPECIALIST BUSINESS LAWYERS



**DAVID M. AAFEDT\***  
E/ [daafedt@winthrop.com](mailto:daafedt@winthrop.com)



**CHRISTIANNA L. FINNERN**  
E/ [cfinnern@winthrop.com](mailto:cfinnern@winthrop.com)



**GERALD H. FORNWALD**  
E/ [gfornwald@winthrop.com](mailto:gfornwald@winthrop.com)



**CHELSEA A. AHMANN**  
E/ [cahmann@winthrop.com](mailto:cahmann@winthrop.com)



**MAGGIE M. GREEN**  
E/ [mgreen@winthrop.com](mailto:mgreen@winthrop.com)

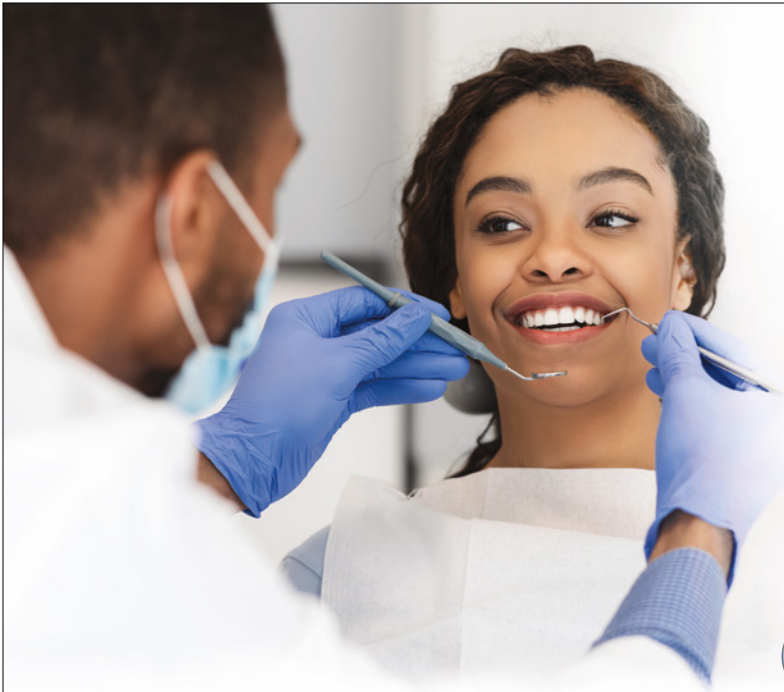


**TRACY L. JACOBS**  
E/ [tjacobs@winthrop.com](mailto:tjacobs@winthrop.com)

**Put the law to work.**

\* Minnesota Supreme Court Qualified Mediator and Arbitrator





## YOUR INSURANCE COULD USE REGULAR CHECK-UPS TOO.

As a family-owned, independent agency, Dyste Williams specializes in the insurance needs of dentists. Our advisors can design a comprehensive plan to fit your needs and budget using an array of products, including personal insurance programs.

Call for a free review to make sure your practice is healthy and on track.



### DYSTE WILLIAMS

*A Tradition of Insurance Insight<sup>SM</sup>*

dystewilliams.com | 952.593.5025 or 800.800.6360

*Dyste Williams is proud to be the endorsed insurance agency of the Minnesota Dental Association.*



MINNESOTA  
DENTAL  
ASSOCIATION<sup>®</sup>

PROFESSIONAL LIABILITY | GENERAL LIABILITY & PROPERTY | WORKERS COMPENSATION | EMPLOYEE BENEFITS

 weave

## Weave works for dental practices.

Visit our booth to learn more about our Star of the North show special.

Boost monthly revenue by more than

**\$3,000**

Save

**3 hrs**

a day with Weave texting

See

**9**

more patients per week

Save more than

**\$7,000**

in staffing costs a year

Collect payments

**75%**

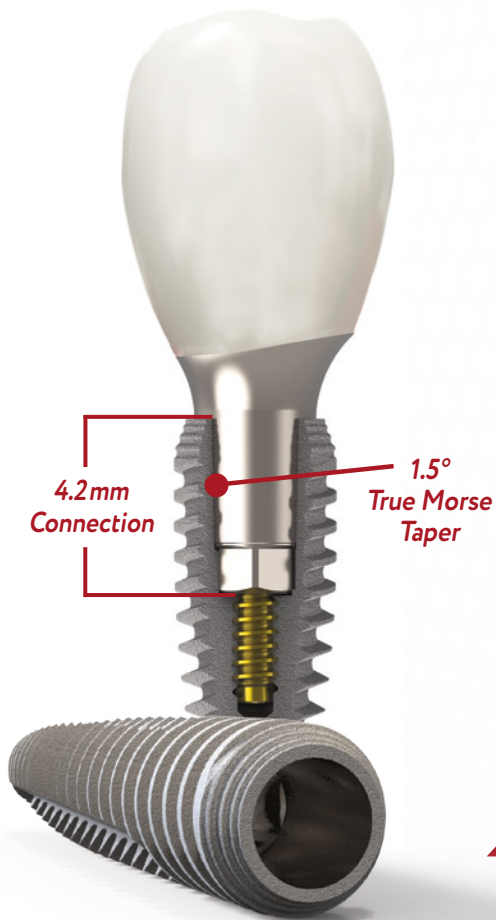
faster with Weave Text-to-Pay

Cut no-shows and cancellations by

**10%**



## Maintain Bone with **Argon K3Pro™**



- The Argon K3Pro™ sub-crestal implant system offers a steep 4.2 mm conical connection with a 1.5° (total 3°) True Morse Taper.
- The True Morse Taper connection provides a micro-movement free, bacterial seal between the implant and abutment.
- Available Diameters - 3.0 mm - 8.0 mm  
Available Lengths - 5.5 mm - 17.0 mm

Visit [www.argondentalusa.com](http://www.argondentalusa.com) or call 1-844-484-4998.

## The era of the powered loupe has arrived.

**Introducing Dragonfly:** a new species of loupes that seamlessly integrates a built-in headlight.

The better your equipment, the better your work.  
But there's something to be said about how your equipment makes you feel.  
Sleek. Agile. On top of your game.

You have never owned a loupe like this because there has never been a loupe like this.

**Empower yourself with the vision and freedom to perform at your peak.**



**DRAGONFLY™**  
ORASCOPE

Schedule your free in-office demo at [Orascope.com/dragonfly](http://Orascope.com/dragonfly)

ORA-MKG-1040

**RUN YOUR DENTAL PRACTICE  
THE WAY YOU'VE ALWAYS  
IMAGINED.**

XLent has been a leading provider of innovative, valuable software solutions since 1971.

**LEARN MORE**

 [www.xldent.com](http://www.xldent.com)






 1-800-328-2925

 [info@xldent.com](mailto:info@xldent.com)



Let our software  
**EMPOWER YOU**  
to deliver your  
**BEST PATIENT  
EXPERIENCE YET.**

**Fully Integrated  
Services**

-  Practice Management
-  Clinical Charting Software
-  Managed IT and Hardware
-  Training & Support
-  Billing Services

# MAGUIRE REFINING, INC.

## Forging Trust Since 1987

Offering the Midwest's most trusted precious metal refining and assaying of gold, platinum, palladium and silver, and gemstone recovery.



John Maguire  
President



1290 81st Avenue NE  
Minneapolis, Minnesota 55432  
[www.maguireref.com](http://www.maguireref.com)

1-800-486-2858  
763-786-2858  
FAX 763-786-7793



Phillip Maguire  
General Manager





Everyone deserves  
a healthy smile.

Thanks to your partnership,  
we're proud to provide  
access to quality,  
affordable dental care for  
businesses, organizations  
and associations across  
Minnesota and North Dakota.

Learn more at:

**DeltaDentalMN.org**

DDMN.10.6.22



**WIN THIS!**



*Louis Vuitton Speedy 25  
or equivalent gift card*

**Stop by our  
booth to  
enter!**



**Midwest Dental**

*Midwest Dental is a part of Smile Brands*

**Smile Brands®**

**smilebrands.com**

**Opportunities for awesome.**



## Dental Practice Financing with Personalized Client Service

We look forward to seeing you  
at the Star of the North Meeting!



[www.gateway.bank](http://www.gateway.bank) | Mendota Heights | Edina

Member  
**FDIC**



# PACIFIC

DENTAL SERVICES®



# HERITAGE

CONSTRUCTION COMPANIES, LLC

White Oak Dental



**Your Dental  
CLINIC  
CONSTRUCTION  
Experts**

763.633.4080

[HeritageConstructionMN.com](http://HeritageConstructionMN.com)

When taking  
care of smiles,  
**make each  
moment  
matter.**

**PNC can help.**



**We're making business banking easier.**

At PNC, our team of dedicated Healthcare Business Bankers understands your business challenges and the important role that cash flow plays in your success.

[Learn more at pnc.com/hcprofessionals](http://pnc.com/hcprofessionals) or by calling 877-566-1355



©2022 The PNC Financial Services Group, Inc. All rights reserved.  
PNC Bank, National Association. **Member FDIC**





## *Comprehensive, Hands-on, Dental Implant Placement Education*

Start your dental implant placement journey with our RDI Core Series and achieve successful, repeatable results for your patients.

### **RDI Core Series Curriculum Includes:**

- Surgical techniques and healed ridge
- Immediate extraction implant placement
- Restorative and implementation
- Team training component

### **Educational Format:**

- Lectures and hands-on model based activities
- Live patient implant surgeries in a 2-1 mentored over-the-shoulder learning environment

**Start your educational journey with RDI today!**

For more information visit, [www.restoratedrivenimplants.com](http://www.restoratedrivenimplants.com) or call 1-833-342-5734.



# PRECISION

DENTAL SHARPENING, LLC








- Hygiene Sets
- Dental/Surgical
- Hand Piece Repair
- On-Site/Same day
- Shipped, 24 hour turnaround

[www.pdentalsharp.com](http://www.pdentalsharp.com)



# We treat **SMILES** with smiles!

## Why join our team?

-  Full-time and part-time positions with benefits available
-  Continuing education and training opportunities
-  State of the art technology
-  Collaborative and supportive doctors and team members
-  Competitive compensation and generous benefits package

**Career Opportunities:** Doctors, Dental Hygienists, Dental Assistants, Practice Managers, Scheduling Managers

## Learn more at:

[parkdental.com/careers](http://parkdental.com/careers)  
[careers@parkdental.com](mailto:careers@parkdental.com)



# HDS inc.

HARRISON DENTAL STUDIO, INC.

**Full Service. Fully Digital. Family owned and operated for over fifty years.**



## Milled Digital Dentures

Harrison Dental Studio is your source for high-quality and innovative digital dentures that are backed by the Ivotion™ Denture System! Our team uses the Ivotion™ Denture System from Ivoclar Vivadent to mill our digital dentures using the latest digital dentistry equipment. Every digital denture we offer is backed by time-tested materials and a tried-and-true fabrication process.

## Full-Service Dental Lab

- All work done in-house by expert technicians
- Comprehensive quality assurance
- Personalized service to suit your preferences
- In-house digital design studio, CAD/CAM equipped
- Accept digital impression files from all major intraoral scanners
- Free pickup and delivery for our local customers
- Free UPS shipping for our out of town customers



[HarrisonDentalStudio.com](http://HarrisonDentalStudio.com) | 651-457-6600 | 1-800-899-3264 | [HDS@harrisondentalstudio.com](mailto:HDS@harrisondentalstudio.com)



# REGISTRATION INFORMATION

## ONSITE REGISTRATION

Attendees who are *not* pre-registered may choose to register onsite during the following hours:

Thursday, April 27	7:00 am – 6:00 pm
Friday, April 28	6:30 am – 5:00 pm
Saturday, April 29	7:30 am – 1:00 pm

Photo identification is required for onsite registration. If you plan to register at the meeting, please allow ample time to complete the registration process before your seminar is scheduled to begin. Registration is busiest early in the morning.

## NON-MEMBER REGISTRATION OPTIONS AVAILABLE

A *one-time* discounted non-member registration fee will be available to allow non-members an opportunity to preview the meeting and see the member benefits the MDA offers. The cost is \$125 and will apply to any dentist who has not been a member of the MDA/ADA within the past year (**2022 membership year**). This special registration category will give non-members access to the Exhibit Hall and continuing education classes. Non-members will only be allowed to take advantage of this discounted opportunity for one Star of the North Meeting.

## EXHIBIT HALL ONLY PASS

We offer an “Exhibit Hall only” pass which will be available at a discounted rate of \$75 per day. This registration category is *only* available to out-of-state ADA members and includes access to the Exhibit Hall on Thursday or Friday. Attendees using this category will *not* be eligible to earn continuing education credits.

## MAILING OF NAME BADGES

If you register online, an email confirmation will be sent to the email address you provided. If you register by mail, a confirmation letter will be mailed to the address provided. If you pre-register but do not receive a confirmation within a few days of completion, please contact Eleventh & Gather toll-free at (866) 301-0750. Make sure to check your spam folder for email correspondence.

**Eleventh & Gather will mail name badges beginning in early April.**

## WORKSHOPS

It is the responsibility of each registrant to check the course description carefully for equipment needs, participant requirements, or prerequisites. Failure to provide the required materials may prohibit participation and will not qualify you for a refund. Some workshops may require mandatory attendance for a lecture portion — check individual course listings for additional information.



## EMAIL POLICY

By registering for the Star of the North Meeting, you authorize the MDA the right to add you to their email marketing list to receive convention updates for this meeting and subsequent years. You can opt-out at any time, but will not receive pertinent information regarding your registration. As an attendee, you may also receive email communication from sponsors of educational programming. You may opt out at any time.

## PAPERLESS HANDOUTS

In an effort to do our part for the environment, course handouts will only be made available online. Each attendee with a valid email address will be provided a link to download their course handouts prior to the meeting. Attendees can print handouts in advance and handouts can also be accessed through the meeting website, **star.mndental.org**.



## COVID-19 PRECAUTIONS

The safety of our attendees, exhibitors, speakers, and staff are of the utmost importance. We are fully committed to taking appropriate precautions to provide a safe environment. We will follow all recommendations and guidelines of the convention facility, plus local and state agencies. Attendees will be notified via email of any safety precautions required at the time of the conference. Make sure you provide a valid email address when registering and stay up-to-date on any required safety precautions.





# REGISTRATION POLICIES

The following guidelines govern general convention registration and attendance at the 2023 Star of the North Meeting, April 27-29, at the Saint Paul RiverCentre. Check out our website for Star of the North Meeting updates. You will find us at [star.mndental.org](http://star.mndental.org).

## DENTISTS/STUDENT DENTISTS

- Under no circumstances may a dentist register as a guest, spouse, exhibitor, dental assistant, hygienist, technician, or office personnel. Spouses who are dentists must register as dentists. 2023 membership status will be verified to determine eligibility for member rates.
- MDA members and student members should pre-register for all programs and events online at [star.mndental.org](http://star.mndental.org) or onsite. Appropriate tuition fees for individual courses or activities will apply.
- Badges for registered dental students will be delivered to the dental school and placed in school mailboxes.

### Please Note:

- Non-member registration fees may be applied toward MDA dues any time during 2023.
- ADA/Foreign Dental Association members must submit to our registration company proof of 2023 membership to qualify for these fees or must pay the non-member fee of \$845.
- Guests must be sponsored and registered by a dentist who is registered to attend the 2023 Star of the North Meeting. If it is determined that the guest is a non MDA/ADA member dentist, the sponsor agrees to reimburse the Association for the appropriate registration fee (\$845).

## SMOKING POLICY/FACILITY POLICIES

Smoking and vaping are NOT permitted in any portion of the RiverCentre complex. The RiverCentre also bans the use of hover boards and drones.

## SPECIAL NEEDS

If you require special assistance due to a disability, please advise the MDA at least three weeks prior to the meeting by indicating your need on the registration form or contacting the MDA office at (612) 767-8400 or (800) 950-3368.

## NON-SOLICITATION POLICY

With the exception of exhibitors operating within their designated booth space, no attendee may solicit business on the exhibit floor or in any other Star of the North Meeting space. Violation of this policy will result in expulsion from the meeting.

## CONFERENCE PHOTOGRAPHY POLICY

The Minnesota Dental Association (MDA) reserves the right to use any photograph/video taken at any courses or events during the 140th Annual Star of the North Meeting without the expressed written permission of those included within the photograph/video. The MDA may use the photograph/video in publications or other media material produced including, but not limited to: brochures, invitations, postcards, and websites. Attendee names will not be published without a written release.

## ATTENDING THE MEETING WITH CHILDREN

Children under the age of 18 must be registered and accompanied by an adult *at all times* while at the Star of the North Meeting (registration is free for children under 18).

This conference is intended as a quality learning environment for dental professionals. As such, it is important to maintain a proper atmosphere conducive to learning and to respect others who have paid for CE classes and expect limited disruptions. Therefore, **No children under the age of 16 will be allowed in lectures and workshops.** If a child age 16-18 occupies a seat, then they must purchase a ticket for that program. If a child is disrupting the learning atmosphere of other attendees, the attendee and child will be asked to leave the room and no refund will be given.

For the safety of your child and those visiting the Exhibit Hall, the Star of the North Meeting recommends that children not be taken in the Exhibit Hall in a baby stroller. If you do use a baby stroller in the convention center, you do so at your own risk. Neither the Minnesota Dental Association nor the Saint Paul RiverCentre will be responsible for accidents that occur due to the use of strollers.

A Mother's Room is available at the Saint Paul RiverCentre. Stop by the Information Booth, located in Kellogg Lobby, for information on the location and how to access the room.

## CLASSROOM COMFORT

- You may find the temperature in lecture rooms and the Exhibit Hall "too hot" or "too cold" for comfort. We can't guarantee the temperature will be "just right" for everyone, so please come prepared: dress in layers and bring a sweater or light jacket to the meeting.
- Per fire codes, once a course is full, attendees will not be allowed to sit on the floor or bring chairs in from another room.

## RECORDING POLICY

Any unauthorized audio recording or video recording of CE programs is strictly prohibited.



# REGISTRATION POLICIES

## CANCELLATION/REFUND POLICIES

Refund requests for cancelled registration fees or ticketed programs must be received by Eleventh & Gather by **April 13**. All cancellations are subject to a \$15 per person cancellation fee. Cancellations must be submitted in writing to the registration company by the deadline. If tickets and name badges have been received, they must be returned to Eleventh & Gather before a refund will be processed. Canceled credit card registrations will be refunded via a credit to the same card (if notified within 90 days of original charge); other refunds will be made by check.

**Workshop Cancellation Fee:** An additional workshop cancellation fee may be charged for any hands-on workshops that are canceled **after April 13**. This fee will *only* include any expenses the MDA incurred to purchase workshop supplies. If the MDA is able to replace the canceled ticket with another attendee, the fee will not be charged. Fees may vary depending on the workshop.

The Scientific Session Committee will review requests for refunds after the April 13 deadline. Refunds will be reviewed by on an individual basis at the next committee meeting. All requests must be received **by May 5** and mailed to Eleventh & Gather, Attn: Refund Request. Please include a letter explaining any extenuating circumstances and enclose unused badges. Refund requests received **after May 5** will **NOT** be reviewed.

## CANCELLATION DUE TO PANDEMIC

If the MDA is forced to cancel the 2023 Star of the North Meeting in its entirety due to the COVID-19 pandemic, a full refund will be issued to attendees.

# CONTACT INFORMATION

## STAR OF THE NORTH MEETING

Minnesota Dental Association  
1335 Industrial Blvd., Ste. 200  
Minneapolis, MN 55413

Phone: (612) 767-8400  
Email: [son@mndental.org](mailto:son@mndental.org)  
Website: [star.mndental.org](http://star.mndental.org)  
Hours: Monday – Friday, 8:00 am – 5:00 pm, Central Time

## MEETING LOCATION

Saint Paul RiverCentre  
175 West Kellogg Boulevard  
Saint Paul, MN 55102

## PARKING

Parking is available at the RiverCentre Parking Ramp, located across the street from the Saint Paul RiverCentre. Additional parking and skyway maps can be found at [www.smart-trips.org](http://www.smart-trips.org).

## 2023 REGISTRATION AND HOUSING SERVICES

Eleventh & Gather is our official housing and registration provider. They will be handling pre-registration, onsite registration, and housing services. Beware of fraudulent companies who may reach out to you to reserve hotel rooms, book registration, or sell attendee lists. Questions regarding your registration/housing should be addressed to Eleventh & Gather using their toll-free number: (866) 301-0750 or via email at [mda@prereg.net](mailto:mda@prereg.net).

## REGISTRATION AND HOUSING INFORMATION

Address: 6840 Meadowridge Court  
Alpharetta, GA 30005  
Phone: 1-866-301-0750  
Email: [mda@prereg.net](mailto:mda@prereg.net)  
Registration Website: [prereg.net/2023/mda](http://prereg.net/2023/mda)  
Housing Website: [prereg.net/2023/mda](http://prereg.net/2023/mda)  
Hours: Monday – Friday,  
8:00 am to 4:00 pm, Central Time

# SPONSORS

Our thanks to these sponsors of the 2023 Star of the North Meeting!

DIAMOND



 **DELTA DENTAL®**



**DYSTE WILLIAMS**



PLATINUM



Pacific Dental  
Park Dental Group

SILVER



Panthera Dental

BRONZE



Winthrop & Weinstein P.A.

INTERESTED IN BECOMING A SPONSOR? EMAIL [SON@MNDENTAL.ORG](mailto:SON@MNDENTAL.ORG)

# MARK YOUR CALENDAR

FUTURE STAR OF THE NORTH MEETING DATES

APRIL 25-27, 2024

APRIL 24-26, 2025



**Star of the North Meeting**  
MINNESOTA DENTAL ASSOCIATION  
1335 Industrial Boulevard, Suite 200  
Minneapolis, MN 55413

PRESORTED  
STANDARD  
**U.S. POSTAGE PAID**  
TWIN CITIES, MN  
PERMIT NO. 4444

FUTURE STAR OF THE NORTH  
MEETING DATES  
**APRIL 25-27, 2024**  
**APRIL 24-26, 2025**

# BRIDGE TO A BRIGHTER FUTURE

**APRIL 27-29, 2023**  
**ST. PAUL RIVERCENTRE**



Star of the North Meeting  
MINNESOTA DENTAL ASSOCIATION  
**140TH ANNUAL  
SCIENTIFIC SESSION**

